


# LECTRA HAUL

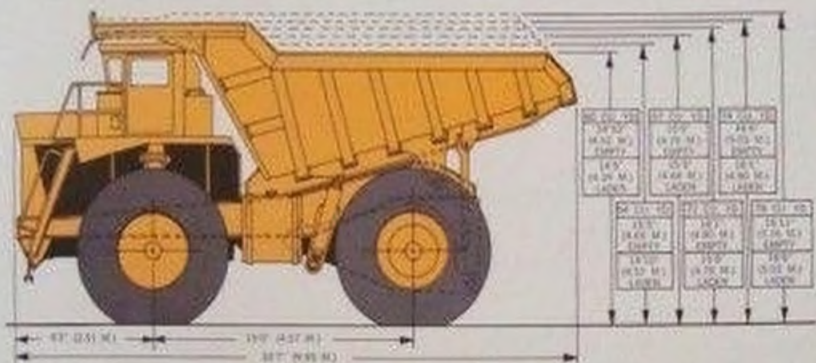
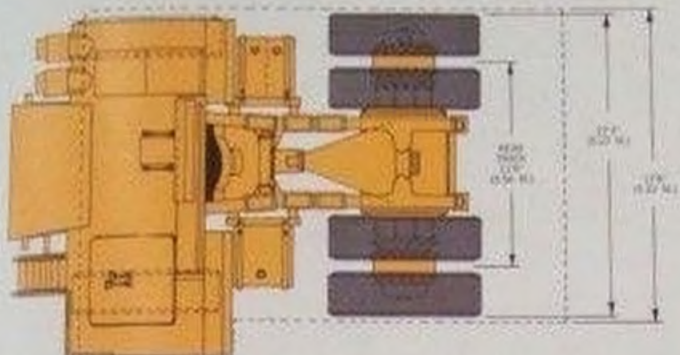


MANUFACTURED ONLY BY

**UNIT RIG & EQUIPMENT COMPANY**

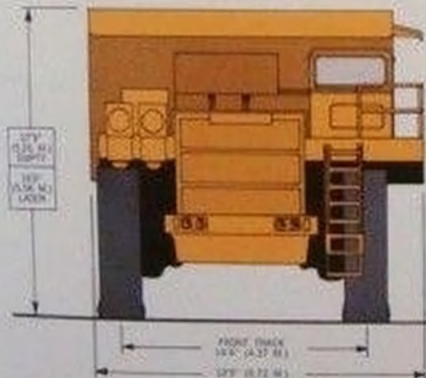
POST OFFICE BOX 3107 • TULSA, OKLAHOMA 74101





30' (9.14 M)	32' (9.75 M)	34' (10.36 M)
36' (10.97 M)	38' (11.58 M)	40' (12.19 M)
42' (10.67 M)	44' (13.41 M)	46' (14.02 M)
48' (12.19 M)	50' (15.24 M)	52' (16.00 M)
54' (13.71 M)	56' (17.07 M)	58' (18.00 M)

60' (18.29 M)	62' (18.89 M)	64' (19.51 M)
66' (20.12 M)	68' (20.72 M)	70' (21.34 M)
72' (22.15 M)	74' (22.86 M)	76' (23.17 M)
78' (23.81 M)	80' (24.61 M)	82' (25.26 M)
84' (25.91 M)	86' (26.52 M)	88' (28.35 M)



#### CAPACITY

CYL.	STROKE		F2 HEAVY		F3 HEAVY	
	IN.	CM.	IN.	CM.	IN.	CM.
30	25.5	648	78	1980	95	2414
36	26.5	673	80	2032	98	2491
42	27.5	701	84	2134	103	2621
48	28.5	729	88	2236	108	2751
54	29.5	750	92	2338	113	2881
60	30.5	776	96	2440	118	3011
66	31.5	802	100	2542	123	3141

### M-120 DIMENSIONAL LAYOUT

Height of Canopy (dumping): 29' 8" (9.04 M.)