




ATLAS

Wheel Excavator 140W



-  13,8 - 15,7 t
-  80 kW (109 hp)
-  0,7 - 1,0 m³



STABLE. STRONG. STEADY.
140W

Technical specifications

ENGINE

Power rating acc. to ISO 9249... 80 kW (109 HP)	Number of cylinders 4	Generator 24 V / 55 Ah
RPM 1800/min	Bore / cylinder stroke 101 / 126	Starter 24 V / 4 kW
Make / model Deutz TCD 4.1 (Stage 3B)	Cooling system Water-cooled	
Design Turbocharger	Air filter Dry air filter	
Displacement 4038 cm ³	Battery 2 x 12 V / 100 Ah	

HYDRAULIC SYSTEM

- AWE 5 system (Load sensing)
- Load limit controlled high-performance pump
- Fuel-efficient flow-on-demand control
- Sensitive, proportional, independent control
- Primary and secondary protection against overload
- Suction valves for all work functions
- Load-retaining and fine lowering valves in lifting circuit
- Pipe break protection valves for lifting and articulated cylinders
- Grab / grab-rotating function equipped as standard
- 2 additional circuits for additional consumer loads possible
- Max. oil flow 188 l/min
- Max. operating pressure 360 bar
- Operating modes:
3 pre-programmed modes (Fine, Eco, Power)

SWING ASSEMBLY

- Swing motor: Axial piston motor with priority valve
- Swing gear: Planetary transmission
- Swing brake: Automatically controlled multi-disc brake
- Max. swing speed 9/min
- Swing torque 34.7 kNm

TRACTION DRIVE AND BRAKES

- Variable displacement motor
- Power-shift transmission
- Double-acting brake valve
- Travel direction pre-selection via switch in joystick
- Automotive traveling and cruise control
- Max. speed 20 km/h
- Off-road speed 5 km/h
- Crawling speed 1 km/h
- Tractive force 83.0 kN
- Max. gradeability 65 %
- Dual-circuit brake system Multi-disc
- Parking brake Multi-disc

UNDERCARRIAGE

- 28 tons special excavator axles
- Steering axle with automatic oscillating axle locking
- 8 tires (twins) 10.00 - 20
- 4 tires (optional) 600 - 22.5

FILL CAPACITIES

- Fuel tank 240 litres
- Cooling system 35 litres
- Engine oil 10 litres
- Hydraulic tank 157 litres
- Hydraulic system 200 litres

DRIVER'S CAB

- Meets latest safety standards
- Extra large entry zone
- Spacious leg room
- Excellent circumferential visibility
- Preparation for radio installation with mute function
- DRIVER'S SEAT:
 - Air-cushioned comfort seat (seat heating optional)
 - Arm rests and lumbar support
 - Seat adjustable separately from console
- CONTROL:
 - Ergonomic joysticks with proportional slide control
 - Slim steering column, height and tilt adjustable
 - Indicators, controls and operating switches are clearly arranged
- MONITORING:
 - Operating data display screen
 - Automatic system for monitoring, warning and storage of data
- CLIMATE CONTROL:
 - Air conditioning with Climatronic
 - Excellent air distribution through optimally arranged nozzles
- SOUND LEVELS:
 - ISO 6396 (L_pA) in driver's cab 70 dB(A)
 - 2000/14 EG (L_wA) ambience level 97 dB(A)

Working equipment

OPERATING WEIGHTS

	MONOBLOCK BOOM 4.22 m (C3.3M)		ADJUSTABLE BOOM Base arm 1.95 m (C3.41) Boom 3.07 m (C346)	
	Stick 1.96 m (D32)	Stick 2.50 m (D33)	Stick 1.96 m (D32)	Stick 2.50 m (D33)
Support and dozer blade	13.8 t	13.9 t	14.2 t	14.4 t
SDB / outriggers	14.9 t	15.0 t	15.3 t	15.4 t
4 outriggers	15.1 t	15.2 t	15.6 t	15.7 t

Operating weight incl. driver, fuel, lubricants and coolant plus 1.0 ton for attachments

EQUIPMENT

BASIC UNIT ATLAS 140W (can be combined)

- Wheel Excavator 140W with support and dozer blade and 2 lifting cylinders (A4.2)
- Wheel Excavator 140W with 4x outrigger support and 2 lifting cylinders (A4.32)
- Wheel Excavator 140W with support and dozer blade on rigid axle, 2x outrigger support on steering axle and 2 lifting cylinders (A4.33)
- Wheel Excavator 140W with support and dozer blade on steering axle, 2x outrigger support on rigid axle and 2 lifting cylinders (A4.35)

STANDARD EQUIPMENT:

Engine:

- Automatic idling system
- Diesel pre-filter
- Engine monitoring

- Ready for electric cooling box
- Different options for storage, compartment for documents
- Seat adjustable separately from console

- Rear view security camera with 5 inch LCD-colour monitor

- Heat-absorbing glass, tinted windows
- Automotive drive and cruise control

BOOMS:

- Monoblock boom with stick cylinder 4.22 m (C3.3M)
- Adjustable boom consisting of base arm 1.95 m (C3.41) with adjusting cylinder plus boom 3.07 m (C346) with stick cylinder

Hydraulic system:

- Accumulator for emergency lowering of boom system
- Proportional grab/grab rotating function
- Pipe break protection valves for lifting and articulated cylinders
- Multi-purpose valve
- Max. load-limit control
- Cylinder end position damping

- Operating data display screen
- Bottle holder

STICKS:

- Stick 1.96 m (D32)
- Stick 2.50 m (D33)

EQUIPMENT:

- Joint bearings in stick and bucket cylinders
- Combined lubricating points for swing bearing and arm equipment

BUCKET TIPPING CYLINDER:

- Bucket tipping cylinder with bucket linkage (F31)

Cab:

- Air conditioning with Climatronic
- Radio preparation with mute function
- Slim steering column, height and tilt adjustable

UNDERCARRIAGE:

- Power-shift transmission
- Wet disc brakes
- Toolbox in undercarriage
- ZF axles

ADDITIONAL EQUIPMENT

Engine:

- Refueling pump
- Engine speed adjustment via potentiometer
- Auxiliary heating
- Cold start assistance

Working equipment:

- Automatically controlled and monitored electric central lubrication system

- Proportional control of supports by slide in joystick

- Alarm-signal while driving
- Head rest

Hydraulic system:

- Hydraulic kit, to operate front and rear supports separately
- Hydraulic kit, to operate supports per axle separately
- Biodegradable oil

Cab:

- Cab protection guard
- Beacon light
- Heated driver's seat
- GPS/GSM telemetric system for monitoring of operating data, consumption, position
- Radio, USB
- Electric cooling box
- Cab elevation
- Xenon working lights

Undercarriage:

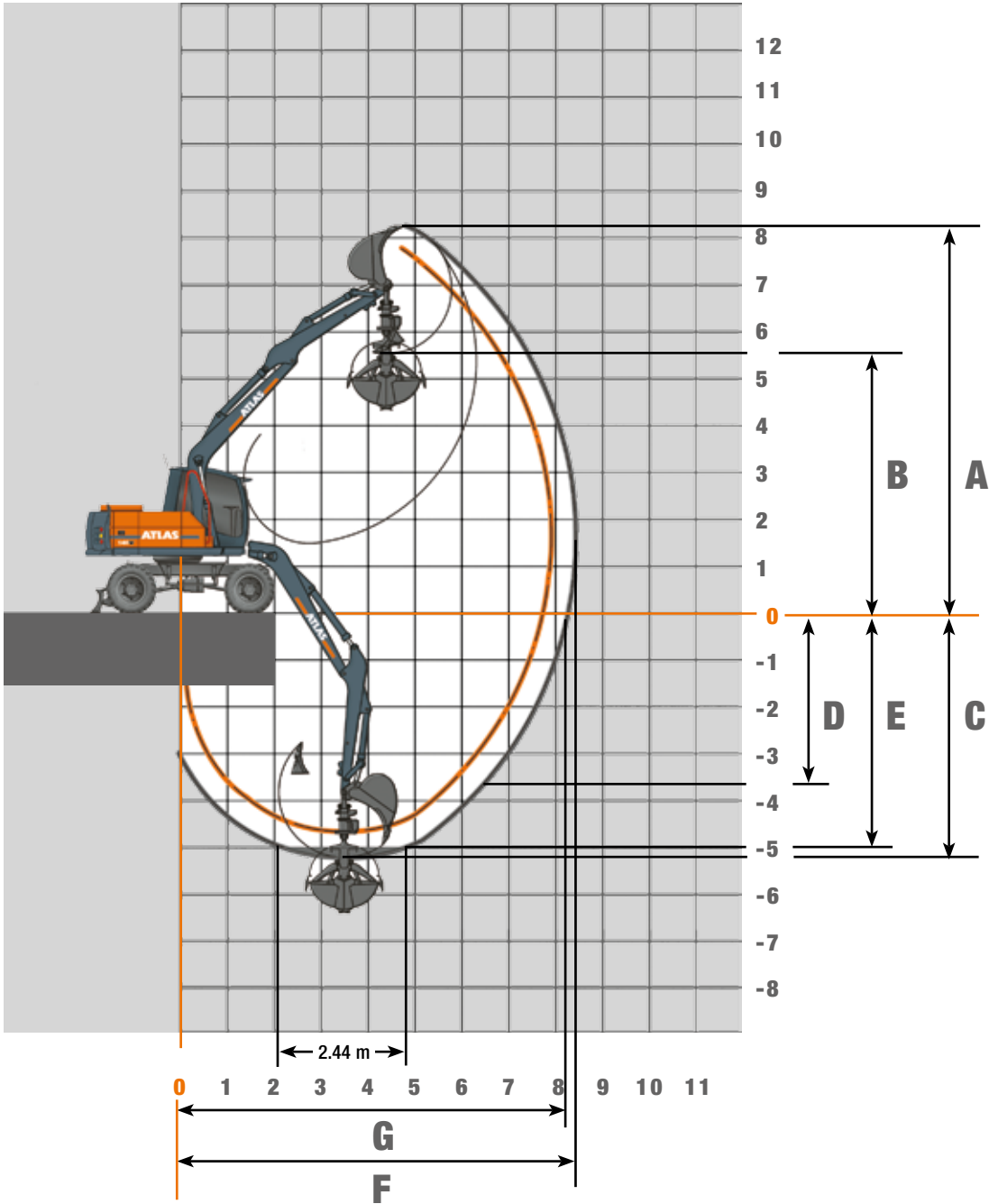
- Wide axles (overall width 2750 mm)
- Wide dozer blade (2750 mm)
- High-speed execution 37 km/h
- Traction motor guard

Further special equipment: See price list

ATTACHMENTS (SELECTION)

	Bucket F415	Bucket F417
Capacity SAE	0.67 m ³	0.92 m ³
Cutting width	850 mm	1100 mm

Working ranges Monoblock boom 4,22 m (C3.3M)



STICK LENGTHS	1.96 m (D32)	2.50 m (D33)
A Max. digging height	7.90 m	8.20 m
B Max. dumping height	5.20 m	5.50 m
C Max digging depth	4.60 m	5.51 m
D Max. vertical wall digging depth	3.70 m	3.70 m
E Max. digging depth of cut for 2.44 m level	4.40 m	4.95 m
F Max. digging reach	7.90 m	8.40 m
G Max. digging reach at ground level	7.70 m	8.25 m
Max. bucket digging force	106 kN	106 kN
Max. stick digging force	64 kN	55 kN

Unit is equipped with monoblock boom 4.22 m (C3.3M).

Lifting capacities Monoblock boom 4,22 m (C3.3M)

Lifting capacities Monoblock boom 4.22 m (C3.3M) and stick 1.96 m (D32). Max reach 7.90 m

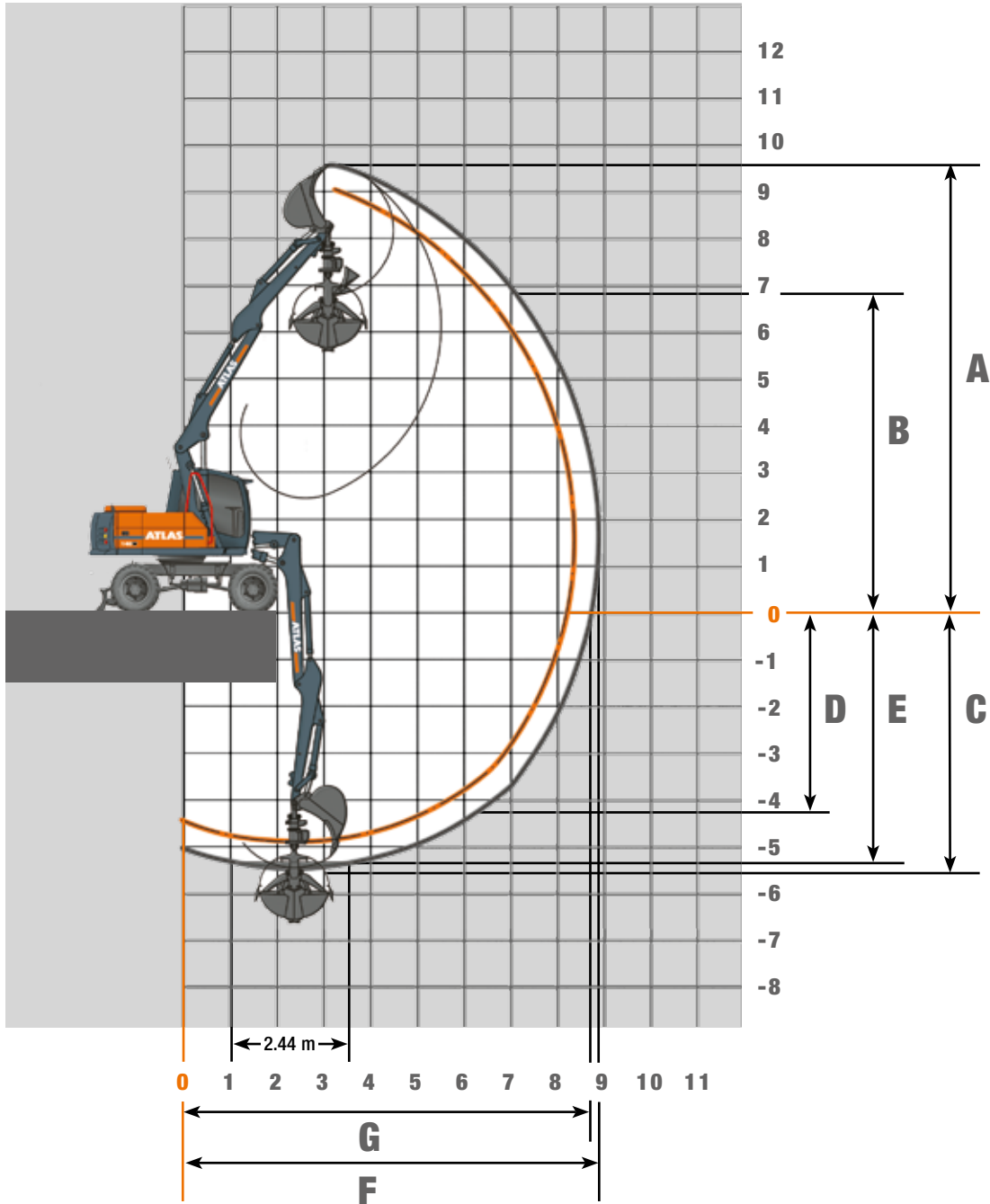
Height	Undercarriage type	3.0 m		4.5 m		6.0 m		7.5 m	
		FRONT	LATERAL	FRONT	LATERAL	FRONT	LATERAL	FRONT	LATERAL
+6.0 m	SDB rear, raised			3502*	3493				
	SDB rear, supported			3502*	3502*				
	Outriggers rear/front, supported			3502*	3502*				
	SDB/outriggers supported			3502*	3502*				
+4.5 m	SDB rear, raised			3661*	3491				
	SDB rear, supported			3661*	3661*				
	Outriggers rear/front, supported			3661*	3661*				
	SDB/outriggers supported			3661*	3661*				
+3.0 m	SDB rear, raised			4201*	3356	3442*	2252		
	SDB rear, supported			4201*	3741	3442*	2497		
	Outriggers rear/front, supported			4201*	4201*	3442*	3442*		
	SDB/outriggers supported			4201*	4201*	3442*	3442*		
+1.5 m	SDB rear, raised			4794*	3196	3590*	2196		
	SDB rear, supported			4794*	3576	3590*	2440		
	Outriggers rear/front, supported			4794*	4794*	3590*	3590*		
	SDB/outriggers supported			4794*	4794*	3590*	3522		
+0 m	SDB rear, raised	5883*	5407	4945*	3102	3526*	2163		
	SDB rear, supported	5883*	5883*	4945*	3480	3526*	2406		
	Outriggers rear/front, supported	5883*	5883*	4945*	4945*	3526*	3526*		
	SDB/outriggers supported	5883*	5883*	4945*	4945*	3526*	3486		
-1.5 m	SDB rear, raised	6420*	5460	4416*	3107				
	SDB rear, supported	6420*	6251	4416*	3484				
	Outriggers rear/front, supported	6420*	6420*	4416*	4416*				
	SDB/outriggers supported	6420*	6420*	4416*	4416*				
-3.0 m	SDB rear, raised	4089*	4089*						
	SDB rear, supported	4089*	4089*						
	Outriggers rear/front, supported	4089*	4089*						
	SDB/outriggers supported	4089*	4089*						

Lifting capacities Monoblock boom 4.22 m (C3.3M) and stick 2.5 m (D33). Max reach 8.40 m

Height	Undercarriage type	3.0 m		4.5 m		6.0 m		7.5 m	
		FRONT	LATERAL	FRONT	LATERAL	FRONT	LATERAL	FRONT	LATERAL
+6.0 m	SDB rear, raised								
	SDB rear, supported								
	Outriggers rear/front, supported								
	SDB/outriggers supported								
+4.5 m	SDB rear, raised					3042*	2300		
	SDB rear, supported					3042*	2548		
	Outriggers rear/front, supported					3042*	3042*		
	SDB/outriggers supported					3042*	3042*		
+3.0 m	SDB rear, raised			3829*	3390	3203*	2257		
	SDB rear, supported			3829*	3777	3203*	2503		
	Outriggers rear/front, supported			3829*	3829*	3203*	3203*		
	SDB/outriggers supported			3829*	3829*	3203*	3203*		
+1.5 m	SDB rear, raised			4541*	3208	3450*	2184		
	SDB rear, supported			4541*	3590	3450*	2429		
	Outriggers rear/front, supported			4541*	4541*	3450*	3450*		
	SDB/outriggers supported			4541*	4541*	3450*	3450*		
+0 m	SDB rear, raised	6434*	5360	4898*	3079	3544*	2127		
	SDB rear, supported	6434*	6148	4898*	3457	3544*	2371		
	Outriggers rear/front, supported	6434*	6434*	4898*	4898*	3544*	3544*		
	SDB/outriggers supported	6434*	6434*	4898*	4898*	3544*	3451		
-1.5 m	SDB rear, raised	7028*	5368	4646*	3050	3179*	2126		
	SDB rear, supported	7028*	6156	4646*	3427	3179*	2370		
	Outriggers rear/front, supported	7028*	7028*	4646*	4646*	3179*	3179*		
	SDB/outriggers supported	7028*	7028*	4646*	4646*	3179*	3179*		
-3.0 m	SDB rear, raised	5187*	5187*	3435*	3116				
	SDB rear, supported	5187*	5187*	3435*	3435*				
	Outriggers rear/front, supported	5187*	5187*	3435*	3435*				
	SDB/outriggers supported	5187*	5187*	3435*	3435*				

All values in kilogrammes (kg) were determined acc. ISO 10567 and include a stability factor of 1.33 or 87% of the hydraulic lifting capacity. These values are applicable at the top of the arm with optimum positioning of the corresponding arm system and with power boost switched on. *Value limited due to hydraulics.

Working ranges Adjustable boom: Base arm 1,95 m (C3.41) and boom 3,07 m (C346)



STICK LENGTHS	1.96 m (D32)	2.50 m (D33)
A Max. digging height	9.10 m	9.50 m
B Max. dumping height	6.35 m	5.70 m
C Max digging depth	4.90 m	5.40 m
D Max. vertical wall digging depth	3.65 m	4.20 m
E Max. digging depth of cut for 2.44 m level	4.75 m	5.30 m
F Max. digging reach	8.40 m	8.90 m
G Max. digging reach at ground level	8.15 m	8.70 m
Max. bucket digging force	106 kN	106 kN
Max. stick digging force	64 kN	55 kN

Unit is equipped with standard adjustable boom: base arm 1.95 m (C3.41) and boom 3.07 m (C346).

Lifting capacities Adjustable boom: Base arm 1,95 m (C3.41) and boom 3,07 m (C346)

Lifting capacities Adjustable boom: Base arm 1.95 m (C3.41) and boom 3.07 m (C346) with stick 1.96 m (D32). Max reach 8.40 m

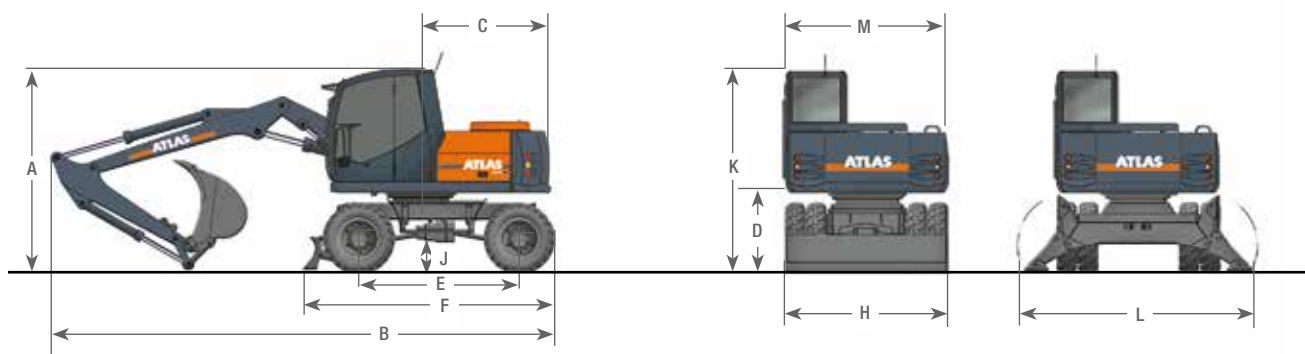
Height	Undercarriage type	3.0 m		4.5 m		6.0 m		7.5 m	
		FRONT	LATERAL	FRONT	LATERAL	FRONT	LATERAL	FRONT	LATERAL
+6.0 m	SDB rear, raised			3561*	3506*				
	SDB rear, supported			3561*	3561*				
	Outriggers rear/front, supported			3561*	3561*				
	SDB/outriggers supported			3561*	3561*				
+4.5 m	SDB rear, raised	4973*	4973*	3729*	3461	3169*	2218		
	SDB rear, supported	4973*	4973*	3729*	3729*	3169*	2469		
	Outriggers rear/front, supported	4973*	4973*	3729*	3729*	3169*	3169*		
	SDB/outriggers supported	4973*	4973*	3729*	3729*	3169*	3169*		
+3.0 m	SDB rear, raised	5578*	5578*	4231*	3380	3277*	2222		
	SDB rear, supported	5578*	5578*	4231*	3710	3277*	2472		
	Outriggers rear/front, supported	5578*	5578*	4231*	4231*	3277*	3277*		
	SDB/outriggers supported	5578*	5578*	4231*	4231*	3277*	3277*		
+1.5 m	SDB rear, raised	6927*	5748	4636*	3359	3391*	2168		
	SDB rear, supported	6927*	6398	4636*	3677	3391*	2418		
	Outriggers rear/front, supported	6927*	6927*	4636*	4636*	3391*	3391*		
	SDB/outriggers supported	6927*	6927*	4636*	4636*	3391*	3391*		
+0 m	SDB rear, raised	7583*	5752	4701*	3271	3450*	2080		
	SDB rear, supported	7583*	6508	4701*	3662	3450*	2328		
	Outriggers rear/front, supported	7583*	7583*	4701*	4701*	3450*	3450*		
	SDB/outriggers supported	7583*	7583*	4701*	4701*	3450*	3417		
-1.5 m	SDB rear, raised	7830*	5575	4895*	3096	2771*	2029		
	SDB rear, supported	7830*	6387	4895*	3482	2771*	2276		
	Outriggers rear/front, supported	7830*	7830*	4895*	4895*	2771*	2771*		
	SDB/outriggers supported	7830*	7830*	4895*	4895*	2771*	2771		
-3.0 m	SDB rear, raised	6617*	5517	3025*	3025*				
	SDB rear, supported	6617*	6327	3025*	3025*				
	Outriggers rear/front, supported	6617*	6617*	3025*	3025*				
	SDB/outriggers supported	6451*	6617*	3025*	3025*				

Lifting capacities Adjustable boom: Base arm 1.95 m (C3.41) and boom 3.07 m (C346) with stick 2.5 m (D33). Max reach 8.90 m

Height	Undercarriage type	3.0 m		4.5 m		6.0 m		7.5 m	
		FRONT	LATERAL	FRONT	LATERAL	FRONT	LATERAL	FRONT	LATERAL
+6.0 m	SDB rear, raised			3175*	3175*				
	SDB rear, supported			3175*	3175*				
	Outriggers rear/front, supported			3175*	3175*				
	SDB/outriggers supported			3175*	3175*				
+4.5 m	SDB rear, raised			3396*	3396*	2930*	2292		
	SDB rear, supported			3396*	3396*	2930*	2542		
	Outriggers rear/front, supported			3396*	3396*	2930*	2830*		
	SDB/outriggers supported			3396*	3396*	2930*	2930*		
+3.0 m	SDB rear, raised	5452*	5452*	3941*	3373	3105*	2287		
	SDB rear, supported	5452*	5452*	3941*	3701	3105*	2531		
	Outriggers rear/front, supported	5452*	5452*	3941*	3941*	3105*	3105*		
	SDB/outriggers supported	5452*	5452*	3941*	3941*	3105*	3105*		
+1.5 m	SDB rear, raised	6744*	5704*	4471*	3312*	3294*	2226		
	SDB rear, supported	6744*	6348*	4471*	3629	3294*	2473		
	Outriggers rear/front, supported	6744*	6744*	4471*	4471*	3294*	3294*		
	SDB/outriggers supported	6744*	6744*	4471*	4471*	3294*	3294*		
+0 m	SDB rear, raised	7435*	5749	4617*	3297	3348*	2124		
	SDB rear, supported	7435*	6397*	4617*	3673	3348*	2370		
	Outriggers rear/front, supported	7435*	7435*	4617*	4617*	3348*	3348*		
	SDB/outriggers supported	7435*	7435*	4617*	4617*	3348*	3348*		
-1.5 m	SDB rear, raised	7628*	5564	4742*	3160	3287*	2025		
	SDB rear, supported	7628*	6378	4742*	3549	3287*	2273		
	Outriggers rear/front, supported	7628*	7628*	4742*	4742*	3287*	3287*		
	SDB/outriggers supported	7628*	7628*	4742*	4742*	3287*	3287*		
-3.0 m	SDB rear, raised	7710*	5524	4201*	3006				
	SDB rear, supported	7710*	6336	4201*	3391				
	Outriggers rear/front, supported	7710*	7710*	4201*	4201*				
	SDB/outriggers supported	7710*	7710*	4201*	4201*				

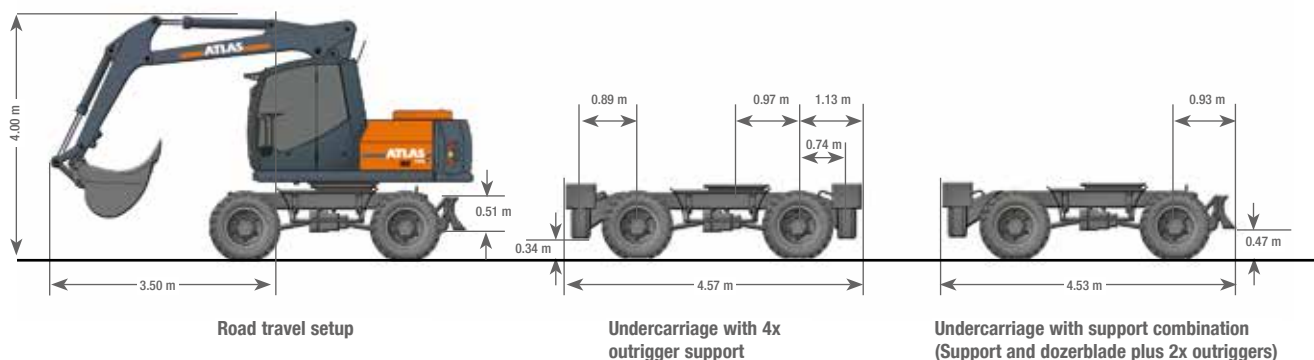
All values in kilogrammes (kg) were determined acc. ISO 10567 and include a stability factor of 1.33 or 87% of the hydraulic lifting capacity. These values are applicable at the top of the arm with optimum positioning of the corresponding arm system and with power boost switched on. *Value limited due to hydraulics.

Dimensions



A	TRANSPORT HEIGHT (with bucket)	C	TAIL SWING RADIUS	1.98 m
	Adjustable boom* with stick 1.96 m		D	CLEARANCE UNDER COUNTERWEIGHT
	Adjustable boom* with stick 2.50 m			1.22 m
	Monoblock boom 4.22 m with stick 1.96 m.....		E	WHEEL BASE
	Monoblock boom 4.22 m with stick 2.50 m.....			2.50 m
			F	UNDERCARRIAGE LENGTH
				3.98 m
B	TRANSPORT LENGTH	H	DOZER BLADE WIDTH	2.54 m
	Adjustable boom* with stick 1.96 m		J	GROUND CLEARANCE
	Adjustable boom* with stick 2.50 m			0.45 m
	Monoblock boom 4.22 m with stick 1.96 m.....		K	OVERALL HEIGHT OF CAB
	Monoblock boom 4.22 m with stick 2.50 m.....			3.08 m
			L	OUTRIGGERS WIDTH (extended)
				3.50 m
			M	OVERALL WIDTH OF SUPERSTRUCTURE
				2.50 m

* Adjustable boom: Base arm 1.95 m (C3.41) and boom 3.07 m (C3.46)



Road travel setup

Undercarriage with 4x outrigger support

Undercarriage with support combination (Support and dozerblade plus 2x outriggers)

www.atlasgmbh.com

ATLAS Maschinen GmbH
EXCAVATORS
Atlasstrasse 6
27777 Ganderkesee, Germany
T: +49 (0) 4222 954 0
F: +49 (0) 4222 954 343
info@atlasgmbh.com

140W-EN (1) Effective date: August 2010. Product specifications and prices are subject to change without notice or obligation. The photographs and/or drawings in this document are for illustrative purposes only. Refer to the appropriate Operator's Manual for instructions on the proper use of this equipment. Failure to follow the appropriate Operator's Manual when using our equipment or to otherwise act irresponsibly may result in serious injury or death. The only warranty applicable to our equipment is the standard written warranty applicable to the particular product and sale and Atlas makes no other warranty, express or implied. The only warranty applicable to our equipment is the standard written warranty applicable to the particular product and sale and Atlas makes no other warranty, express or implied. Products and services listed may be trademarks, service marks or trade-names of Atlas Maschinen GmbH and/or its subsidiaries. All rights are reserved. Atlas® is a registered trademark of Atlas Maschinen GmbH. Copyright © 2010 Atlas Maschinen GmbH.