

HITACHI

Reliable solutions

The new generation

ZH210 HYBRID



HYDRAULIC EXCAVATOR

Model Code : ZH210LC-5B

Engine Rated Power : 122 kW (164 HP)

Operating Weight : 21 700 - 22 800 kg

Backhoe Bucket ISO Heaped : 0.51 - 1.20 m³



TECHNOLOGY

CONTENTS

4-5 Performance

Enhanced power, torque and speed ensure the optimum performance of every Hitachi machine.

6-7 Productivity

The new ZH210-5 have a high impact on efficiency but a low impact on the environment.

8-9 Comfort

The cab of the new ZH210-5 provides a safer and comfortable work space.

10-11 Durability

Hitachi is renowned for manufacturing high-quality machines that can meet the demands of the toughest job sites.

12-13 Maintenance

Easily accessible features for cleaning and routine maintenance maximise the availability of the ZH210-5.

14-15 Hitachi Support Chain

A wide range of after-sales services and support options is available to all our customers.



16-21 Specifications



The first of a new generation of Hitachi excavators, the ZH210-5 hybrid has been designed to deliver reliable performance with fewer emissions and less fuel than conventional models*. More economical for owners, easier for operators and better for the environment, the ZH210-5 hybrid incorporates advanced technologies adopted from hydraulic, electric and battery-powered excavators. The result is the TRIAS HX system, which reduces fuel consumption and CO2 by 31 per cent*.

Hybrid system

The swing motor converts energy recovered from swing braking into electrical energy. This electrical energy is transmitted via the power control unit to the capacitor unit. The stored electrical energy is used to drive the engine and help swing the upper structure. Using swing momentum is the basis for hybrid technology which reuses energy and saves fuel.



1. Swing motor

The swing motor can be used with electric and hydraulic motors. The electric swing motor generates and captures electricity during swing braking, and assists the hydraulic motor during acceleration. This combined motor system keeps the same swing controllability as the current excavator.

2. Electric assist motor

Generates electric power and controls the amount of stored electricity in the capacitor unit by driving the engine.

3. Power control unit (PCU)

Controls electricity between electric assist motor, electric swing motor and capacitor unit.

4. Capacitor unit

Captures the electrical energy generated during swing braking and discharges it to the electric swing motor.

HYBRID

*Fuel consumption is compared with the ZX210-3 in P-mode.

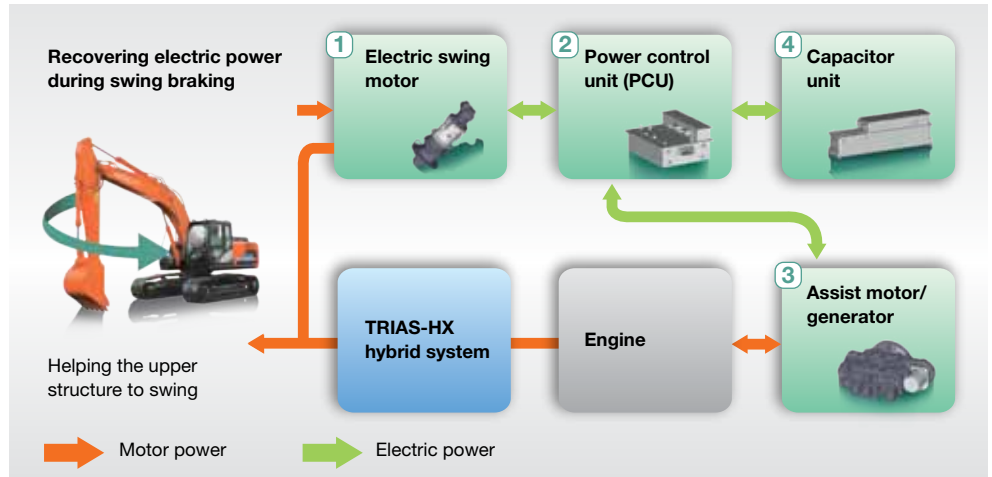


PERFORMANCE

The new ZH210-5 hybrid excavator will provide energy-saving performance on any earthmoving or construction site, but without compromising on power, speed or ease of operation. Thanks to the flexible combination of a proven hydraulic motor and an eco-friendly electric motor, it can give the same high levels of efficiency and smooth swing motion as all ZAXIS-5 hydraulic models.



Equally powerful and versatile, exceptionally fuel efficient



New TRIAS HX system

The TRIAS HX system of the ZH210-5 model combines a hybrid system with an energy-efficient TRIAS hydraulic system to achieve extremely low levels of fuel consumption.

The hybrid system incorporates a swing motor that converts energy generated during swing braking into electrical energy. This energy is transferred via the Power Control Unit and stored in the capacitor unit. The stored energy is used to drive the engine and move the upper structure. Using the swing momentum to regenerate energy results in reduced fuel consumption.

The energy-efficient TRIAS hydraulic system enhances the performance of the Hitachi ZH210-5 hybrid excavator. This employs a three-pump/three-control valve system, which results in greater accuracy and reduces pressure loss that consequently saves energy.

To increase productivity, Hitachi has designed the ZH210-5 with improvement on the pump flow capacity which leads to more efficient cylinders output compared to the ZX210-3.

Practical hybrid

On a typical construction site, the ZH210-5 hybrid performs with the same power, precision and speed of any ZAXIS-5 excavator. Used with a variety of attachments, it also provides the same level of versatility.

The ZH210-5 has an electric power assist system that comes into force for small swing operations. It uses energy from electric swing motors to carry out such movements, reducing the machine's fuel consumption.

The TRIAS-HX system is teamed with a hydraulic boosting system on the front attachment, with a boom recirculating system and an arm recirculation cancel system working at high hydraulic pressure. This enables the ZH210-5 hybrid to maintain the digging force, travel speed, swing torque and front speed that are equivalent to the ZX210-5.

Like all ZAXIS-5 excavators, the ZH210-5 can be used with a variety of attachments and installation is simple thanks to the attachment support system. It has 11 modes that can be registered on the monitor for ease of use.

* Based upon typical work pattern collected via Global e-Service

Key features

- 31% reduction in fuel consumption (PWR mode vs ZX-3 P-mode)*
- 36% reduction in fuel consumption (ECO mode vs ZX-3 P-mode)*
- New TRIAS HX system energy efficient and low levels of fuel consumption

- Reduced hydraulic loss
- Attachment support system



PRODUCTIVITY

The ZH210-5 hybrid excavator may have a reduced environmental impact, with low levels of fuel consumption and emissions, but it has been developed by Hitachi engineers to offer consistently high levels of productivity. Like all Zaxis medium excavators, it can be relied upon to meet daily targets and ultimate deadlines. With reduced running costs, it will also ensure a quick return on your initial investment.



Outstanding levels of productivity with reduced running costs



Sustainable efficiency

We are dedicated to the sustainable development of the Hitachi product range, particularly for use on urban job sites. Therefore, the new ZH210-5 is a sign of our commitment to minimising the impact of construction machinery on the environment in compliance with EU emission control Stage IIIB.

The ZH210-5 has been fitted with a muffler filter to capture air pollutants, which is automatically burnt thanks to an oxidation catalyst and exhaust temperature control. The variable geometry turbocharger and high volume-cooled EGR (Exhaust Gas Recirculation) also help to reduce nitrous oxide levels.

As well as reducing emissions, the ZH210-5's Auto Shut-down helps to prevent fuel wastage and lowers the level of noise in the cab. In addition, all resin parts on the ZH210-5, are suitable for recycling and clearly marked for ease of use in this process.

Powerful efficiency

The latest range of Hitachi ZAXIS medium excavators are renowned for delivering powerful and reliable performance with excellent fuel efficiency. The ZH210-5 model is no different, but its ability to switch between a hybrid system and the energy-efficient TRIAS hydraulic system results in further reduced running costs and an even greater contribution to the profitability of your business.

The ZH210-5 has been designed with a monitoring system, which highlights fuel consumption and energy usage on an average hour and daily basis. This gives the operator an accurate indication of the machine's efficiency and encourages greater awareness of economic operating techniques.

After a day's work, for example, the operator can check how fuel is saved and identify ways to further reduce consumption. The HYB icon on the monitor indicates that the hybrid system is operating and is illuminated once the amount of electricity in the capacitor has reached a sufficient level.

Key features

- Powerful and sustainable
- Stage IIIB-compliant engine
- Muffler filter that captures particulate matter
- Variable geometry turbocharger
- High volume-cooled EGR system
- TRIAS HX system – fuel efficiency and higher productivity
- Economic operation via monitoring system and HYB display
- Environmentally friendly design
- Auto Shut-down – fuel saving for carbon dioxide reduction



COMFORT

The design of the cab for the new ZH210-5 has been designed by experts in the field – owners and operators who know their Hitachi machines inside out. With your invaluable feedback, we have created a cab that is safe and spacious, offers all-round visibility and incorporates a range of user-friendly features. All of these contribute to a comfortable working environment in which you'll enjoy spending time, day after day.



The comfort of the cab exceeds expectations



From the comfort of the cab

After a long shift on a road construction site or in the quarry, you need to feel ready to enjoy the rest of your day. Hitachi has taken the lead in operator comfort with the new ZH210-5, so that you can do just that.

The fully adjustable air-suspension seat features a new sliding mechanism with the capacity to be moved back further than ever before. The space underneath the monitor has also been expanded to allow for more leg room. The pressurized cab keeps dust and particles from entering.

All-round visibility

Busy construction sites demand your full attention to avoid unnecessary damage or health and safety issues. The enhanced visibility – especially down the right-hand side of the new ZH210-5 – will also save you time (and money), thanks to the latest innovations from Hitachi.

The repositioning of the monitor and door enhances your view, as well as making access to and from the cab much easier. The latest rear-view camera offers a closer view of the counterweight to minimise the blind spot.

User-friendly functionality

Hitachi has invested heavily in the advanced technology inherent within the new ZH210-5. The power remains firmly at your fingertips thanks to the functionality of the colour monitor and ergonomic controls.

The new multi-function LCD monitor has a large seven-inch screen that is easy to view. It provides a wide range of useful technical information, including a clear indication of the machine's status and settings with multi-lingual support in up to 32 languages. The monitor and ergonomically designed switches have been grouped together within easy reach of your right hand. The proportional switch in the new, optional, auxiliary function lever allows easy control of the front attachment.

Enjoy your work

Time flies when you're having fun, but we also realise that a happy operator is also a more productive one. That's why we have renewed our focus on providing a relaxed and enjoyable working environment within the cab.

The controls for the AM/FM stereo radio are now fully adjustable from the colour monitor. An auxiliary terminal has also been added to the sound system, so that you can work efficiently and smoothly to your favourite music via devices such as MP3 players and the inclusion of storage for an MP3 player.

Key features

- High-spec ROPS pressurised cab
- Enhanced visibility
- New colour LCD monitor
- Easily accessible real-time information

- Expansive leg room
- Ergonomically designed control panel
- Auxiliary terminal and storage for an MP3 player



DURABILITY

For more than 40 years, Hitachi has taken great pride in manufacturing high-quality construction machinery that is capable of working on demanding job sites and coping with difficult working conditions. With the ZH210-5, we have endeavoured to extend our industry-leading expertise and further develop our advanced technology, so that customers around the world can continue to rely on our extremely durable machines.



Build to conquer tough working environments



Durable parts

The new ZH210-5 has been designed to operate in the most challenging of working conditions. Tough job sites require reliable machines, which deliver increased levels of availability and productivity. The bottom line is that you will enjoy a lower cost of ownership thanks to the durability of our medium excavators.

The strengthened boom end and foot on each new ZH210-5 are good examples. The brackets on the boom end and foot have been equipped with bushings to enhance their durable characteristics and withstand the rigours of long hours in rugged environments.

A filter-type high-performance water separator is provided standard. It captures moisture in fuel, even from fuel which contains a large amount of moisture.

Reinforced undercarriage

The front idler and adjuster cylinder have been reinforced on the ZH210-5 for added durability. In addition, mud no longer sticks to the adjuster cylinder.

Reliability has been further addressed with increase in the welded section parts that comprise the X-beam. The travel motor brackets' upper and lower plates have been extended, which has delivered a 40% reduction in stress.

ROPS-compliant cab

The pressurised and ROPS-compliant CRES V (Center pillar reinforced structure) cab prevents the penetration of dust and protects you from the potential risks of the job site. The Roll-over Protective Structure (ROPS) is designed to protect the operator in the unlikely event of the machine tipping or rolling over.

Key features

- Proven Hitachi quality
- More than 40 years of expertise
- Strengthened front attachment
- Reinforced undercarriage



MAINTENANCE

Like all new Hitachi medium excavators, the ZH210-5 has a series of easily accessible features for routine cleaning and maintenance. Our aim was to build upon our reputation for reliable, high-quality machines, which deliver impressive levels of productivity and availability. Ultimately, these quick and convenient solutions will give you even greater confidence in your investment, and more time to focus on the task at hand.



Keep working for longer thanks to user-friendly accessible features



Easy access

We have made life easier for you by introducing a range of convenient features integrated within the ZH210-5. Our engineers have assessed your requirements and integrated a number of time-saving factors for routine maintenance.

Using the technology within the multi-function LCD monitor you can check engine oil volumes and see the warning light that appears when the hydraulic oil and fuel filters are due for replacement. In addition, you can set the routine service schedule to help prevent breakdowns each time the ignition switch is turned on.

On the exterior of the ZH210-5, the air conditioning condenser can be easily opened for cleaning the condenser and radiator. Severe blockages can also be cleared by blowing air through the convenient one-touch openable upper cover above the radiator.

From ground level, you can replace the fuel filters, engine oil filter and air cleaner, and other work is aided by non-slip steps for easy access to the upper structure of the machine.

Easy cleaning

We believe that easy routine maintenance enhances the levels of productivity and availability for your machine. That's why we have designed the ZH210-5 with a series of convenient and quick solutions, so that you can enjoy long, trouble-free days on the job site.

The interior anti-dust filter is a good example of these initiatives. It has been placed on the outside of the air conditioning condenser and fuel cooler, and away from the fan so that dust and particles can be caught evenly without them collecting in one place.

The cooling package has been placed in parallel and the slanted side frame also aids the cleaning process.

Key features

- Global e-Service monitors muffler filter
- Daily checks from ground level
- Oil volumes checked from the operator's seat
- Quick and easy service access



SUPPORT CHAIN

As soon as you become a Hitachi customer, you can rely on first-class after-sales service from your authorised dealer. Hitachi provides extensive support to each of the dealers within the European network, so that they can ensure your ZH210-5 continues to meet your requirements and exceed expectations. To further protect your investment in Hitachi construction machinery, we have introduced the Hitachi Support Chain after-sales programme. This gives you the flexibility to create a tailor-made service plan from the the following key-areas, "links" in the chain of service available from Hitachi via your local dealer.



A flexible after-sales programme created to protect your investment

Global e-Service

The new ZH210-5 is equipped with a GPRS communication system*. This sends a wide range of machine data to the Hitachi main server. Via the Global e-Service database, you will have remote access to all of this data. All you need is an internet connection and your Global e-Service log-in details.

Global e-Service enables you and your dealer to download and share this data, helping you to remotely manage your fleet. The online facility also helps your dealer to proactively advise you on preventive maintenance and related special offers.

The latest information on the ZAXIS excavator is available 24/7 and includes operational data, such as the number of working hours, fuel consumption figures, working modes and location. This helps you to reduce running costs, plan jobs efficiently and keep up to date with machine maintenance – to ensure optimum performance and minimal downtime.

Technical support

The professional and highly trained Hitachi service team combines the global expertise and knowledge of Hitachi Construction Machinery with your local language and culture. We take a proactive approach towards customer service by continuously training our dealer personnel, so that the available global knowledge is passed on to each individual technician in our dealer network.

Extended warranty and service contracts

Every new Hitachi model is covered by a full manufacturer's warranty. However, your ZAXIS excavator may require extra protection due to severe working conditions or to minimise equipment repair costs. To meet these demands, our dealers offer the option of a unique extended warranty programme (HELP – Hitachi Extended Life Program) and comprehensive service contracts – the most effective way to optimise the performance of your new ZAXIS excavator.

Parts and Remanufactured Components

Hitachi offers different lines of parts and components to suit your specific needs. In addition to our range of genuine parts, there are other options available:

- If your machines have been working for several years, Hitachi can offer a second line of genuine parts as an attractively priced solution.
- For that highly demanding application or climate, Hitachi provides a line of parts with extra performance.
- When you are looking for an economical solution for preventive replacements, remanufactured components are the best option.

Whatever choice you make, you can be assured of the renowned Hitachi quality and warranty to give you added peace of mind.

Your Hitachi dealer can supply you with more details on each of the above parts lines.



* The GPRS communication system is standard equipment for new ZAXIS excavators, however, the availability of the communication system depends on licensing regulations in your country. Please contact your Hitachi dealer for more information or to apply for a Global e-Service account.

Key features

- Check each of your machines from your office – 24/7
- Have a remote insight into fuel consumption
- Check the current and previous locations and movements of your machine(s)

- See maintenance status and items due for renewal on each of your machines
- Receive e-mail notifications for any machine alerts, unexpected movements and so on

SPECIFICATIONS

ENGINE

Model	Isuzu AM-4HK1X
Type	4-cycle water-cooled, common rail direct injection
Aspiration	Variable geometry turbocharged, intercooled, cooled EGR
Aftertreatment	Muffler filter
No. of cylinders	4
Rated power	
ISO 9249, net	122 kW (164 HP) at 2 000 min ⁻¹ (rpm)
EEC 80/1269, net	122 kW (164 HP) at 2 000 min ⁻¹ (rpm)
SAE J1349, net	122 kW (164 HP) at 2 000 min ⁻¹ (rpm)
Maximum torque	652 Nm (66.5 kgfm) at 1 500 min ⁻¹ (rpm)
Piston displacement	5.190 L
Bore and stroke	115 mm x 125 mm
Batteries	2 x 12 V / 93 Ah

HYDRAULIC SYSTEM

Hydraulic pumps

Main pumps	3 variable displacement axial piston pumps
Maximum oil flow	2 x 212 L/min 1 x 189 L/min
Pilot pump	1 gear pump
Maximum oil flow	33.6 L/min

Hydraulic Motors

Travel	2 variable displacement axial piston motors
Swing	1 swash plate piston motor

Relief Valve Settings

Implement circuit	34.3 MPa (350 kgf/cm ²)
Swing circuit	32.4 MPa (330 kgf/cm ²)
Travel circuit	34.3 MPa (350 kgf/cm ²)
Pilot circuit	3.9 MPa (40 kgf/cm ²)
Power boost	38.0 MPa (388 kgf/cm ²)

Hydraulic Cylinders

	Quantity	Bore	Rod diameter
Boom	2	120 mm	85 mm
Arm	1	135 mm	95 mm
Bucket	1	115 mm	80 mm

HYBRID SYSTEM

Electric Power Devices

Energy storage	Electric double-layer capacitor
Swing motor	Permanent magnet synchronous motor
Assist motor	Permanent magnet synchronous motor

UPPERSTRUCTURE

Revolving Frame

D-section frame for resistance to deformation.

Swing Device

Axial piston motor with planetary reduction gear is bathed in oil. Swing circle is single-row. Swing parking brake is spring-set/hydraulic-released disc type.

Swing speed	11.8 min ⁻¹ (rpm)
Swing torque	68 kNm (6 940 kgfm)

Operator's Cab

Independent spacious cab, 1 005 mm wide by 1 675 mm high, conforming to ISO* Standards.

* International Organization for Standardization

UNDERCARRIAGE

Tracks

Heat-treated connecting pins with dirt seals. Hydraulic (grease) track adjusters with shock-absorbing recoil springs.

Numbers of Rollers and Shoes on Each Side

Upper rollers	2
Lower rollers	8
Track shoes	49
Track guard	1

Travel Device

Each track driven by 2-speed axial piston motor. Parking brake is spring-set/hydraulic-released disc type. Automatic transmission system: High-Low.

Travel speeds	High : 0 to 5.5 km/h Low : 0 to 3.5 km/h
---------------------	---

Maximum traction force ... 203 kN (20 700 kgf)

Gradeability

SOUND LEVEL

Sound level in cab according to ISO 6396 LpA 69 dB(A)

External sound level according to ISO 6395 and

EU Directive 2000/14/EC LwA 99 dB(A)

SERVICE REFILL CAPACITIES

Fuel tank	400.0 L
Engine coolant	25.0 L
Engine oil	23.0 L
Swing device	6.9 L
Travel device (each side)	6.8 L
Hydraulic system	240.0 L
Hydraulic oil tank	135.0 L
Capacitor coolant	5.0 L

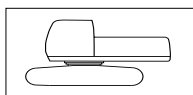
WEIGHTS AND GROUND PRESSURE

Operating weight and Ground pressure

			ZH210LC-5B *	
Shoe type	Shoe width	Arm length	kg	kPa(kgf/cm ²)
Triple grouser	600 mm	2.42 m	21 700	45 (0.46)
		2.91 m	21 800	45 (0.46)
	700 mm	2.42 m	22 100	39 (0.40)
		2.91 m	22 100	39 (0.40)
	800 mm	2.42 m	22 400	35 (0.36)
		2.91 m	22 400	35 (0.36)
	900 mm	2.42 m	22 700	31 (0.32)
		2.91 m	22 800	31 (0.32)

* Including 0.80 m³ (ISO heaped), bucket weight (660 kg) and counterweight (4 850 kg).

Basic Machine Weight and Overall width



Excluding front end attachment, fuel, hydraulic oil and coolant etc. Including counterweight.

ZH210LC-5B

Shoe width	Weight	Overall width
600 mm	17 300 kg	2 990 mm
700 mm	17 700 kg	3 090 mm
800 mm	18 000 kg	3 190 mm
900 mm	18 300 kg	3 290 mm

Components weight

	Weight
Counterweight	4 850 kg
Monoblock boom (with arm cylinder and boom cylinder)	2 290 kg
2.42 m arm (with bucket cylinder)	870 kg
2.91 m arm (with bucket cylinder)	940 kg
0.80 m ³ bucket	660 kg

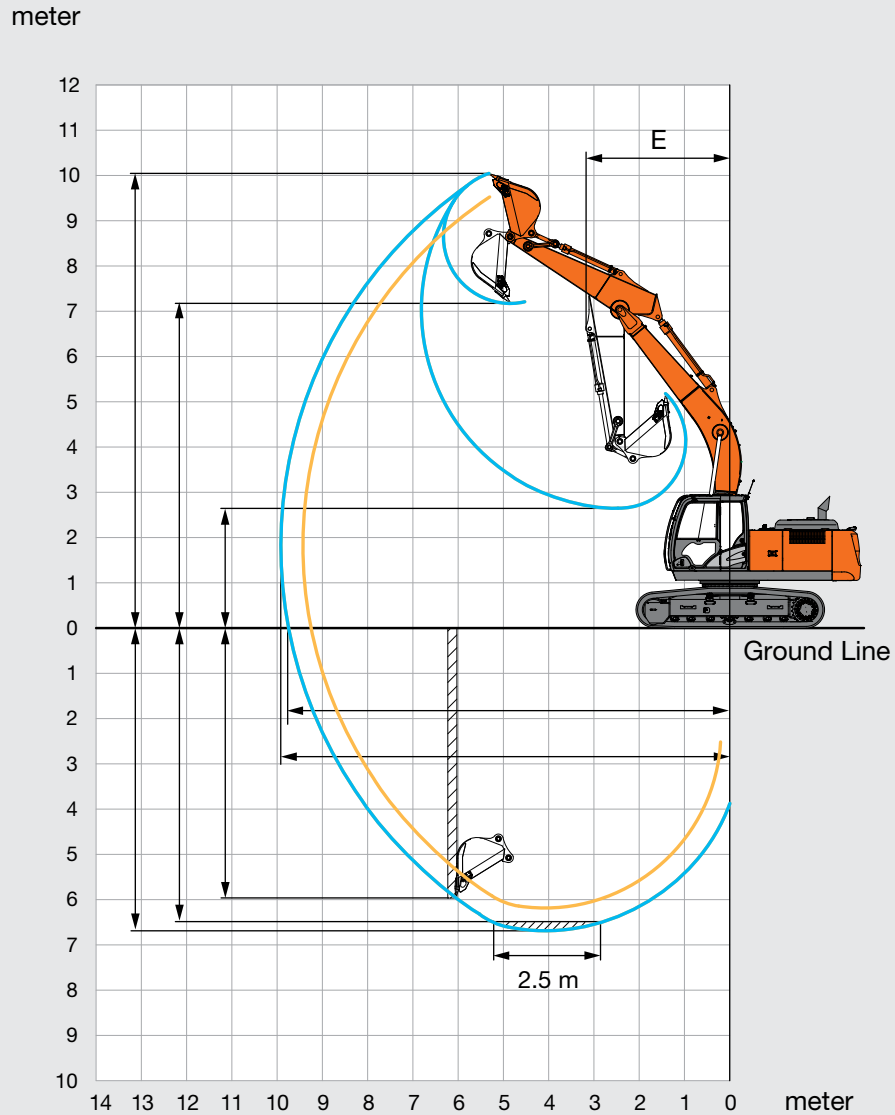
BUCKET AND ARM DIGGING FORCE

Arm length	2.42 m	2.91 m
Bucket digging force* ISO	158 kN (16 100 kgf)	
Bucket digging force* SAE : PCSA	141 kN (13 800 kgf)	
Arm crowd force* ISO	140 kN (14 200 kgf)	114 kN (11 600 kgf)
Arm crowd force* SAE : PCSA	133 kN (13 600 kgf)	110 kN (10 900 kgf)

* At power boost

SPECIFICATIONS

WORKING RANGES

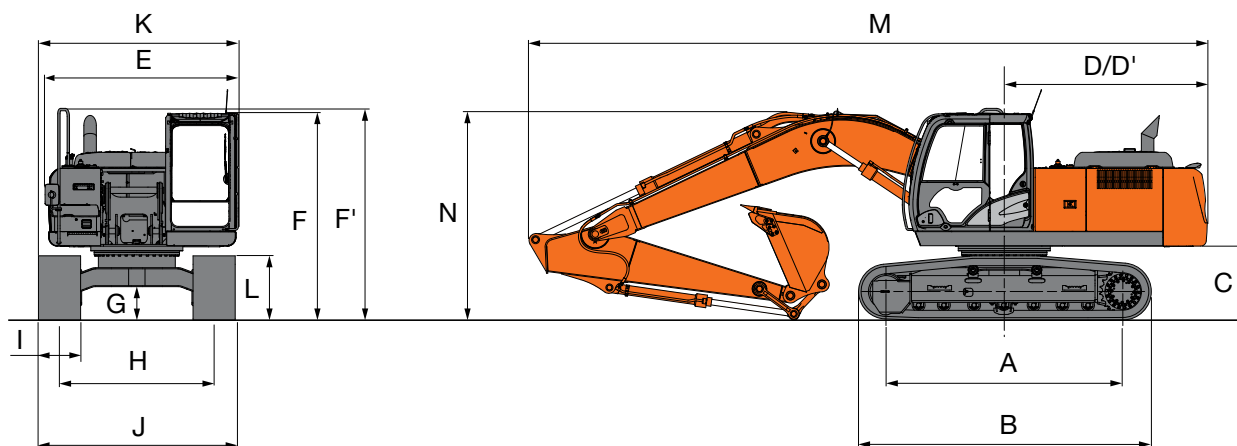


Unit: mm

	ZH210LC-5B	
	2.42 m	2.91 m
Arm length	2.42 m	2.91 m
A Max. digging reach	9 430	9 920
A' Max. digging reach (on ground)	9 250	9 750
B Max. digging depth	6 180	6 670
B' Max. digging depth for 2.5 m level	5 950	6 490
C Max. cutting height	9 670	10 040
D Max. dumping height	6 830	7 180
D' Min. dumping height	3 200	2 650
E Min. swing radius	3 280	3 180
F Max. vertical wall digging depth	5 300	5 990

Excluding track shoe lug

DIMENSIONS



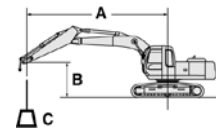
Unit: mm

	ZH210LC-5B
A Distance between tumbler	3 660
B Undercarriage length	4 460
* C Counterweight clearance	1 030
D Rear-end swing radius	2 890
D' Rear-end length	2 890
E Overall width of upperstructure	2 710
F Overall height of cab	2 950
F' Over height of upperstructure	3 010
* G Min. ground clearance	450
H Track gauge	2 390
I Track shoe width	G 600
J Undercarriage width	2 990
K Overall width	2 990
L Track height with triple grouser shoes	920
M Overall length	
With 2.42 m arm	9 750
With 2.91 m arm	9 660
* N Overall height of boom	
With 2.42 m arm	3 180
With 2.91 m arm	2 940

* Excluding track shoe lug G: Triple grouser shoe

LIFTING CAPACITIES

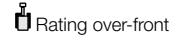
- Notes:
1. Ratings are based on ISO 10567.
 2. Lifting capacity does not exceed 75% of tipping load with the machine on firm, level ground or 87% full hydraulic capacity.
 3. The load point is the center-line of the bucket pivot mounting pin on the arm.
 4. *Indicates load limited by hydraulic capacity.
 5. 0 m = Ground.



A: Load radius
B: Load point height
C: Lifting capacity

For lifting capacities, subtract bucket and quick hitch weight from lifting capacities.

ZH210LC-5B



Rating over-side or 360 degrees

Unit : kg

Conditions	Load point height m	Load radius										At max. reach		meter
		1.5 m		3.0 m		4.5 m		6.0 m		7.5 m		meter		
Boom 5.68 m Arm 2.91 m Counterweight 4 850 kg Shoe 600 mm	6.0							*5 200	*5 200			*4 020	*4 020	7.32
	4.5					*6 590	*6 590	*5 750	5 680	*5 370	4 030	*3 960	3 620	8.01
	3.0					*8 500	8 260	*6 620	5 440	*5 730	3 920	*4 080	3 320	8.37
	1.5					*10 230	7 760	*7 490	5 200	5 640	3 810	*4 350	3 210	8.45
	0 (Ground)			*4 830	*4 830	*11 080	7 490	7 680	5 030	5 550	3 720	4 850	3 270	8.25
	-1.5	*5 460	*5 460	*9 080	*9 080	*11 050	7 420	7 600	4 960	5 520	3 690	5 270	3 540	7.76
	-3.0	*9 950	*9 950	*14 350	*14 350	*10 190	7 480	*7 560	4 990			*6 220	4 170	6.90
	-4.5			*11 210	*11 210	*8 090	7 690					*6 220	5 800	5.52
Boom 5.68 m Arm 2.42 m Counterweight 4 850 kg Shoe 600 mm	6.0							*5 730	*5 730			*5 760	4 780	6.74
	4.5					*7 310	*7 310	*6 200	5 620			*5 790	4 000	7.48
	3.0					*9 180	8 110	*7 010	5 390	5 740	3 900	5 340	3 630	7.87
	1.5					*10 690	7 670	*7 780	5 170	5 640	3 810	5 180	3 510	7.95
	0 (Ground)					*11 210	7 470	7 680	5 030	5 570	3 740	5 330	3 590	7.74
	-1.5			*9 890	*9 890	*10 870	7 460	7 640	5 000			5 880	3 940	7.21
	-3.0			*13 180	*13 180	*9 690	7 560	*7 130	5 080			*6 640	4 790	6.28
	-4.5					*6 850	*6 850					*6 410	*6 410	4.71

EQUIPMENT

● Standard equipment

○ Optional equipment

ENGINE

Air cleaner double filters	●
Auto idle system	●
Auto shut-down control	●
Cartridge-type engine oil filter	●
Cartridge-type fuel pre-filter	●
Cartridge-type fuel main filter	●
Cold fuel resistance valve	●
Dust-proof indoor net	●
Dry-type air filter with evacuator valve (with air filter restriction indicator)	●
Electrical fuel feed pump	●
ECO/PWR mode control	●
Engine oil drain coupler	●
Engine warm-up device	●
Fan guard	●
Fuel cooler	●
High performance water separator	●
Isolation-mounted engine	●
Muffler filter	●
Pre-cleaner	○
Radiator, oil cooler and intercooler	●
Radiator reserve tank	●
50 A alternator	●

HYDRAULIC SYSTEM

Auto power lift	●
Control valve with main relief valve	●
Full-flow filter	●
High mesh full flow filter with restriction indicator	○
Hose rupture valve for boom	●
Hose rupture valve for arm	●
Pilot filter	●
Power boost	●
Suction filter	●
Swing dampener valve	●
Two extra port for control valve	●
Variable reliefvalve for breaker & crusher	●
Work mode selector	●

CAB

Auxiliary function lever (Assist)	○
All-weather sound suppressed steel cab	●
AM-FM radio	●
Ashtray	●
Auto control air conditioner	●
AUX. terminal and storage	●
CRES V (Center pillar reinforced structure) cab	●
Drink holder with hot & cool function	●
Electric double horn	●
Engine shut-off switch	●
Equipped with reinforced, tinted (green color) glass windows	●
Evacuation hammer	●
Floor mat	●
Footrest	●
Front window washer	●
Windows on front, upper, lower and left side can be openend	●
Glove compartment	●
Hot & cool box	●
Intermittent windshield wipers	●
Key cylinder light	●
Laminated round glass window	○
LED room light with door courtesy	●
OPG front guard Level II (ISO10262) compliant cab	○
OPG top guard fitted Level II (ISO10262) compliant cab	○
Pilot control shut-off lever	●
Rain guard	○
Rear tray	●
Retractable seat belt	●
ROPS (ISO12117-2) compliant cab	●
Rubber radio antenna	●
Seat : air suspension seat with heater	●
Seat adjustment part : backrest, armrest, height and angle, slide forward / back	●
Short wrist control levers	●
Sun visor (front window/side window)	○
Transparent roof with slide curtain	●
2 speaker	●
4 fluid-filled elastic mounts	●
12 V power outlet	○
24 V cigarette lighter	●

MONITOR SYSTEM

Alarm buzzers: overheat, engine oil pressure, overload	●
Alarms: overheat, engine warning, engine oil pressure, alternator, minimum fuel level, hydraulic filter restriction, air filter restriction, work mode, overload, etc	●
Display of meters: water temperature, hour, fuel rate, clock	●
Other displays: work mode, auto-idle, glow, rearview monitor, operating conditions, etc	●
32 languages selection	●

LIGHTS

Additional cab roof front lights	○
Additional cab roof rear lights	○
Additional boom light with cover	○
Rotating lamp	○
2 working lights	●

UPPER STRUCTURE

Electric fuel refilling pump with auto stop and filter	●
Fuel level float	●
Hydraulic oil level gauge	●
Rear view camera	●
Rear view mirror (right & left side)	●
Swing parking brake	●
Tool box	●
Undercover	●
Utility space	●
4 850 kg counterweight	●
2 x 93 Ah batteries	●

UNDERCARRIAGE

Bolt-on sprocket	●
Reinforced track links with pin seals	●
Travel motor covers	●
Travel parking brake	●
Track undercover	○
Upper and lower rollers	●
1 track guards (each side) and hydraulic track adjuster	●
2 track guards (each side) and hydraulic track adjuster	○
4 tie down hooks	●
600 mm triple grouser shoes	●

FRONT ATTACHMENTS

Casted bucket link A	●
Centralized lubrication system	●
Dirt seal on all bucket pins	●
Flanged pin	●
HN bushing	●
Reinforced resin thrust plate	●
WC (tungsten-carbide) thermal spraying	●
Welded bucket link A	○

ATTACHMENTS

Accessories for 2 speed selector	○
Additional pump (30 L/min)	○
Assist piping	○
Attachment basic piping	●
Breaker and crusher piping	●
HSB Parts for breaker and crusher	●
Pilot accumulator	○

MISCELLANEOUS

Global e-Service	●
Lockable fuel refilling cap	●
Lockable machine covers	●
Onboard information controller	●
Skid-resistant, plates and handrails	●
Standard tool kit	●
Travel direction mark on track frame	●
Theft prevention system*	○

Standard and optional equipment may vary by country, so please consult your Hitachi dealer for details.

* Hitachi Construction Machinery cannot be held liable for theft, any system will just minimize the risk of theft.



Built on the foundation of superb technological capabilities, Hitachi Construction Machinery is committed to providing leading-edge solutions and services to contribute as a reliable partner to the business of customers worldwide.

Hitachi Environmental Vision 2025

The Hitachi Group released the Environmental Vision 2025 to curb annual carbon dioxide emissions. The Group is committed to global production while reducing environmental impact in life cycles of all products, and realizing a sustainable society by tackling three goals — prevention of global warming, recycling of resources, and enhancement of ecosystem.

Reducing Environmental Impact by New ZAXIS

Hitachi makes a green way to cut carbon emissions for global warming prevention according to LCA*. New ZAXIS utilizes lots of technological advances, including the new ECO mode, and Isochronous Control. Hitachi has long been committed to recycling of components, such as aluminum parts in radiators and oil cooler. Resin parts are marked for recycling.

*Life Cycle Assessment – ISO 14040

Prior to operating this machine, including satellite communication system, in a country other than a country of its intended use, it may be necessary to make modifications to it so that it complies with the local regulatory standards (including safety standards) and legal requirements of that particular country. Please do not export or operate this machine outside the country of its intended use until such compliance has been confirmed. Please contact your Hitachi dealer in case of questions about compliance. These specifications are subject to change without notice.

Illustrations and photos show the standard models, and may or may not include optional equipment, accessories, and all standard equipment with some differences in color and features. Before use, read and understand the Operator's Manual for proper operation.



KS-EN262EU