



C509

DEFINING TOMORROW

AUSTRALIAN MADE. WORLD'S BEST.

DEFINING DURABILITY FOR THE TOUGHEST TASKS

Purpose built for extreme GCM applications.



RUGGED, RELIABLE AND TOUGH

With features primarily designed to provide years of trouble free service, the Kenworth C509 proves itself daily in some of the roughest and toughest environments on earth.

The C509 can be configured for very high GCM in mining and off road applications including remote road train, heavy haulage and mine service operations.

Supreme performance combined with comfort and safety make the C509 one of the most durable trucks on or off the road.

C509 — Defining reliability and durability.

DEFINING APPLICATION ENGINEERING



Rugged, reliable and tough, the Kenworth C509 is designed and built to handle the most brutal jobs this country has to offer, both on and off the highway. Whether you need to haul a triple road train on a back road, or a load out of a mine site, you'll do it easily and in more comfort and safety when you're behind the wheel of a C509.

DEFINING CONTROL WITH STYLE



SUPERIOR LEVELS OF DRIVER COMFORT AND SAFETY

The C509 cab has been designed to provide the highest levels of driver comfort and safety in a wide variety of applications.

Daylite doors are standard with electric windows and drop down glass sections provide improved side vision. Traditional doors are available as an option.

The cabin and sleeper have diamond pleated and studded soft trim in a range of colours and Kenworth's unsurpassed appointments.

The C509 can be optioned with Kenworth's range of modular sleepers available in 915mm, 1270mm and 1520mm.

LATEST CUMMINS ENGINE

The latest Cummins engine technology is available for the C509 in a range of horsepower and torque ratings that allow you to specify and fine tune your truck specifically for its application.

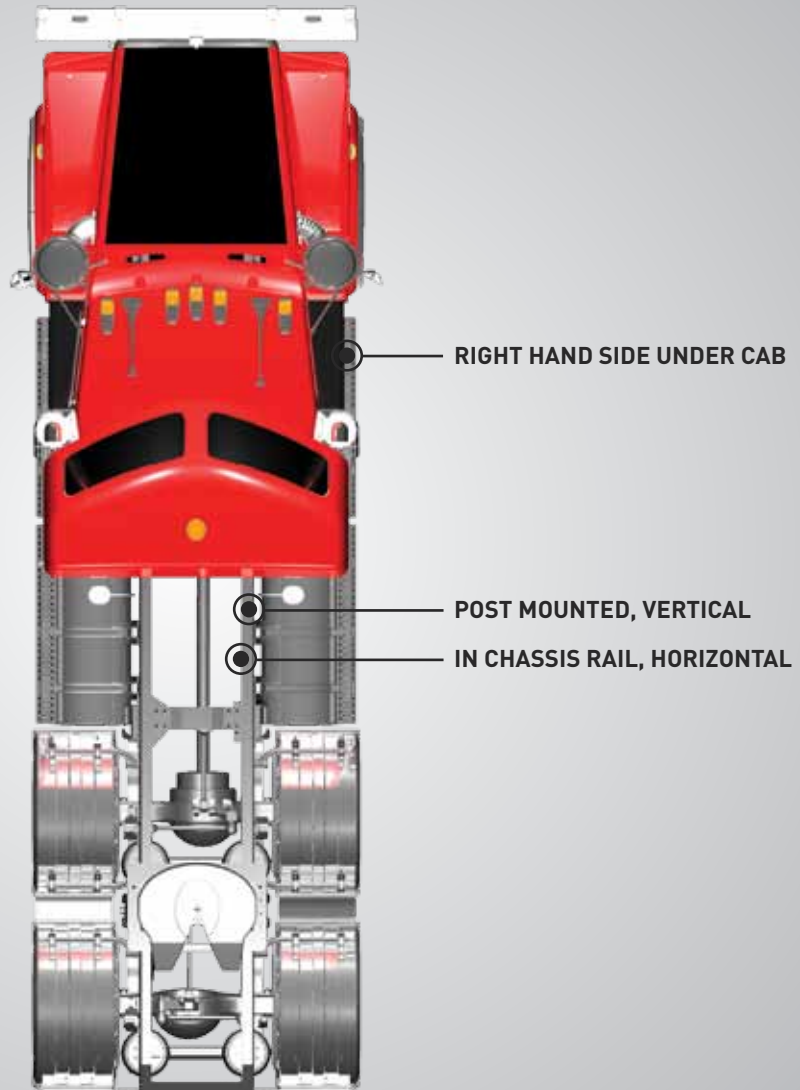
Electronic engine management allows us to tailor an engine to your exact needs, for longer, trouble free and more cost effective operation, improving durability and assisting in reducing fuel consumption.

DRIVETRAIN

To get power to the ground, we offer a selection of proven drivetrain components for the C509 from the best suppliers available, including transmissions from Eaton, coupled with drive axles from Meritor, Dana, Sisu or AxleTech.

DIESEL PARTICULATE FILTER (DPF)

With the choice of 3 DPF locations, Kenworth can work with you to find the most suitable for your application. Speak with your local dealer for further information.



EASY TO SERVICE

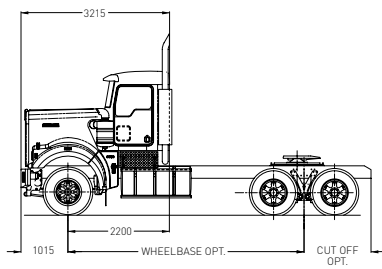
Kenworth's C509 trucks are built tough and strong for the most rugged and remote applications. When it comes to servicing in any location the C509 high mounted cab is designed to sit back clear of the engine so that it affords excellent access for easy maintenance.

REAR AXLE SUSPENSIONS

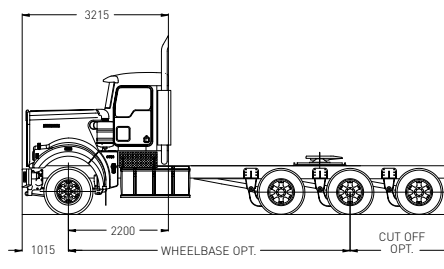
All Kenworth suspensions are of the highest quality with proven performance and reliability. For mining, roadtrain and some off highway applications, Kenworth offer the tough, durable and low maintenance six rod Kenworth

KW6-60A suspension, renowned for its legendary longevity in the toughest conditions. For high GCM road train applications requiring air suspension, Kenworth also offer Neway suspensions.

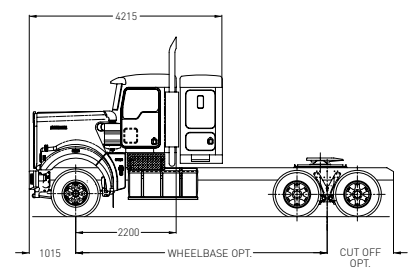
C509 DAY CAB



C509 TRI-DRIVE DAY CAB



C509 915MM FLAT ROOF SLEEPER BOX



MAIN SPECIFICATIONS AND OPTIONS

CONFIGURATION

- 6X4 **standard**
- 8X6 **optional**

ENGINE

- ISX EGR 485HP @ 1650LBFT TORQUE **standard**
- ISX EGR 485HP @ 1850LBFT TORQUE **optional**
- ISX EGR 500HP @ 1850LBFT TORQUE **optional**
- ISX EGR 525HP @ 1850LBFT TORQUE **optional**
- ISX EGR 550HP @ 1850LBFT TORQUE **optional**
- ISX EGR 600HP @ 1850LBFT TORQUE **optional**
- SIGNATURE 600HP @ 2050LBFT TORQUE **optional**

FRONT AXLES

- DANA E-14621 **standard**
- MERITOR FG941 **optional**
- MERITOR MFS73 **optional**
- MERITOR FL941 **optional**

REAR AXLES

A range of heavy duty drive axle options from Dana and Meritor are available to suit various applications and GCM requirements.

- DANA DSH40P **standard**
- DANA D46-170 **optional**
- DANA D50-170 **optional**
- DANA D52-190 **optional**
- MERITOR RT40-145 **optional**
- MERITOR RT46-160 **optional**
- MERITOR RT50-160 **optional**
- MERITOR RT52-185 **optional**

- MERITOR RT52-380 **optional**
- MERITOR RZ78-188G TRI-DRIVE **optional**
- SISU FR2P-32 TANDEM **optional**
- SISU FR2P-48 TANDEM **optional**
- AXLETECH SPRC1927 **optional**

SUSPENSION

- KENWORTH AIRGLIDE 400 **standard**
- KENWORTH AIRGLIDE 460 **optional**
- KENWORTH KW6-60A **optional**
- NEWAY AD246/10 **optional**
- NEWAY AD369/10 for TRIDEM **optional**
- HENDRICKSON R1000 **optional**

WHEELS

ALCOA AND STEEL RANGE OF SIZES

EXHAUST

- DPF MOUNTED UNDER CAB WITH SINGLE OR DUAL TAIL PIPES
- DPF MOUNTED IN CHASSIS WITH SINGLE OR DUAL TAIL PIPES
- DPF POST MOUNTED

FRONT SPRINGS

- FRONT SPRINGS 7.2T MULTI LEAF **standard**
- FRONT SPRINGS 8.2T SLIPPER **optional**
- FRONT SPRINGS 9.1T SLIPPER **optional**

BUMPER

- PAINTED STEEL BUMPER WITH FUPS DEVICE

MIRRORS

- FLAT MIRRORS-HEATED **standard**
- SPOTTER MIRRORS BELOW MAIN **optional**
- PEEPER WINDOW LHS SPOTTER MIRROR **optional**
- FLAT MIRRORS-HEATED WITH MOTO MIRROR **optional**

TRANSMISSION

- EATON RTLO16918B **optional**
- EATON RTLO18918B **optional**
- EATON RTLO20918B **optional**
- EATON RTLO22918B **optional**
- ULTRASHIFT PLUS
 - FO-16E318B-MXP **optional**
 - FO-18E318B-MXP **optional**
 - FO-20E318B-MXP **optional**
 - FO-22E318B-MXP **optional**

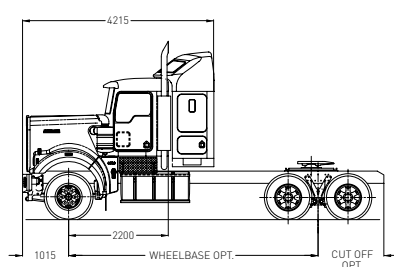
CABINS

Huckbolted aluminium frame with aluminium, steel and fibreglass rivetted construction using aerospace technology. Aluminium bulkhead type doors with continuous piano-type hinges. Cabs are ECEr-29 compliant.

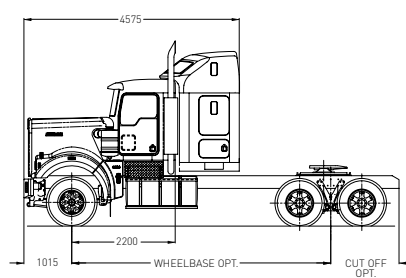
INTERIOR

Cabin appointments including aircraft style instrumentation, colour coordinated trim, woodgrain dash and heavy duty studded vinyl available.

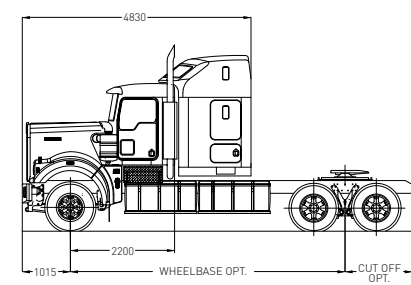
C509 915MM AERO II SLEEPER BOX



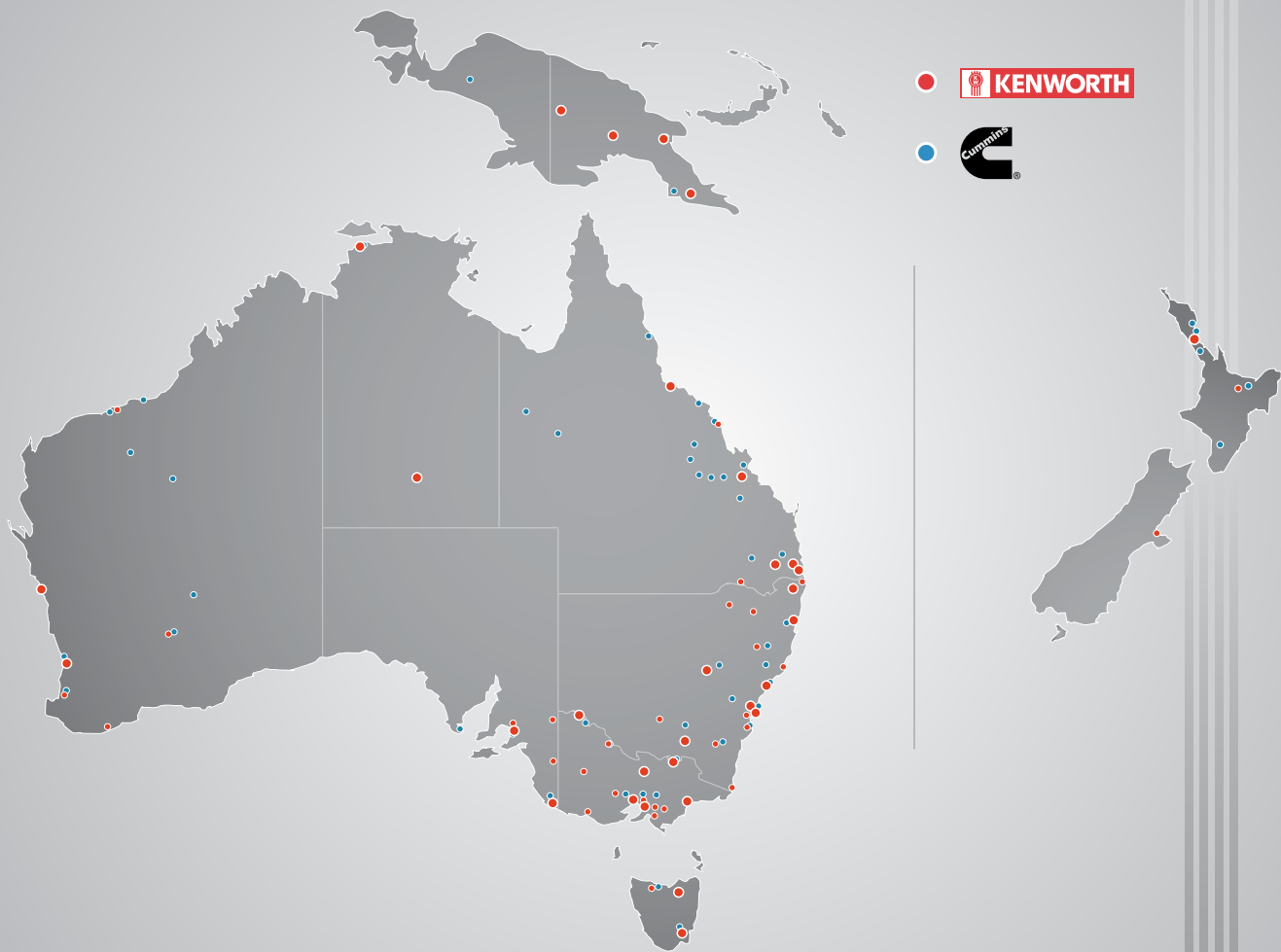
C509 1270MM AERO II SLEEPER BOX



C509 1520MM AERO II SLEEPER BOX



DEFINING THE BEST DEALER NETWORK



Kenworth has built an extensive truck dealer network across Australia, New Zealand and Papua New Guinea that is renowned for its professionalism and excellence in the heavy duty truck industry.

Our dedicated 1800 Roadside Assistance Service covers Australia 24-7. Simply call 1800 4 PACCAR (1800 472 222) to be connected to your nearest PACCAR Dealer.

For more information contact your local Kenworth Dealer or go to **www.kenworth.com.au**

IMPORTANT: The vehicles shown in this brochure are for illustrative purposes only and may include some non-standard optional equipment. All weights and measurements should be regarded as approximate only. For full details contact your Kenworth Dealer. In the interests of product improvement, Kenworth reserves the right to change these specifications without prior notice.

PACCAR Australia Pty Ltd, 64 Canterbury Road, Bayswater, Victoria 3153

Telephone (03) 9721 1500

Facsimile (03) 9720 4144

PACCAR

1800 4 PACCAR
(1800 472 222)



PACCARPARTS

**PACCAR
FINANCIAL**

