

A SPECIAL WHITE FREIGHTLINER. FOR A SPECIAL KIND OF OPERATOR.

POWERLINER



POWERLINER

FOR THE OWNER-OPERATOR,
IT'S ONE POWERFUL TRUCK.

You're about to meet a special kind of White Freightliner.

It's a new generation vehicle. One designed for a special kind of man. You, the owner-operator.

The truck, we call POWERLINER.

The name reflects its big, powerful engine (400 h.p. standard; up to 650 h.p. optional). And its giant, White Freightliner-designed 2,000 sq. in. radiator—biggest in the industry.

But what's more important than its name is what this truck lets you do.

With all POWERLINER's power and its super capacity cooling system and thermatic fan that operates only when needed (and that's very little), it lets you make time up and down mountains one day, across long, long stretches the next. Read more about it inside.

Plus, inside the cab, it's equipped so you do it all in total comfort.

As we said, POWERLINER is a completely new truck. But, coming from White Freightliner, you know it's been superbly styled, engineered, and constructed.

Read on and you'll see why we say POWERLINER is for the owner-operator.

Then, see your White Big 4 Dealer. He'll show you even more.

FLUSH-MOUNTED DOOR HANDLES

They're flush, both inside and out. And the handles are mounted low for easy access. Add push-pull locks inside and it makes for one of the most dependable door-latching designs ever.

ANODIZED GRILLE

Covering that giant radiator (you'll read more about it later) is this giant grille. It's two-piece, but that's all right because if you damage half, you replace only half. Note, too, the deep 21" bumper, aerodynamically styled to lower air resistance and featuring openings that allow cooling air to reach the radiator. You can get the bumper in polished aluminum if you like, outfitted with a choice of built-in road lights. And here's another POWERLINER bonus: We've designed the bumper so it will breakaway following a heavy impact and reduce tire damage.

BAGGAGE DOORS

Standard on sleepers are dual 18" x 13" baggage doors. All baggage doors unlock from the inside of the cab. All have 360° drip mouldings and double seals



to keep out the elements and give a snug fit with the compartment.

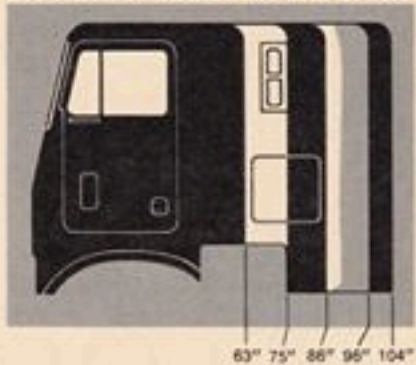


POWERLINER | FACE TO FACE

ASIDE FROM ITS NAME, IT LOOKS POWERFUL. AND WITH 400 TO 650 H.P., IT IS.

A CAB JUST FOR YOU

White Freightliner builds more cab body sizes than any other truck manufacturer. Therefore, you can order any size cab from a 63" BBC non-sleeper to a super 104" BBC sleeper. And here's a POWERLINER bonus: it'll be a big 94" wide cab, too, with plenty of breathing room inside, even



for a big man. POWERLINER cabs also put you 3" higher over the road, too, for better visibility.

12-PIECE CONSTRUCTION

Damage a cab panel by accident, and it's a cinch to replace. That's because White Freightliner uses semi-monocoque construction, with 12 aluminum



panels lap-fastened with rivets into one rigid self-supporting skin. Sealing each seam, too, is tough closed cell polyvinylchloride tape. It keeps water out.

EZY-IN STEPS

On each side of the cab are three heavy-duty steps, then right under each door, a large box step. Alongside and above are two big, 41" grab handles that are a cinch to hang on to. All together, they make Powerliner one of the easiest and quickest cabovers to board.




BIGGER 2-PIECE WINDSHIELD

Measuring 24-1/8" x 42-7/8" per side, POWERLINER's windshield offers 2,060 sq. in. of clear viewing ahead but retains its two piece flat design for easy, low cost replacement. Note, too, the larger radius corners that make for better sealing. What's more, all the glass comes tinted as standard, and we've even routed the



windshield washer tubing through the wiper arms. Now when you press the squirter button, you get cleansing water along the arc the wipers travel, not just sprayed in one spot.



While any one-color paint job is standard on POWERLINER, we'll paint it anyway you wish.

POWERLINER | HEART TO HEART

IT'S GOT GUTS. AND THE BIGGEST COOLING SYSTEM YOU'VE EVER SEEN.

BIGGEST RADIATOR EVER

It's a Powerliner exclusive with a giant 2,000 sq. in. louvered fin core for maximum cooling capacity. It's designed especially to handle the 400 to 650 h.p. engines available on the Powerliner. Although the system is shutterless, air-operated shutters can be had as an option. Top and bottom tanks are aluminum and easily detachable. And among many other improvements, the radiator neck has been designed to allow for visual water level check.

THERMATIC FAN


It's dependable, efficient, and operates automatically only when the cooling system demands it. Fact is, road tests with 400 h.p. engines show this new White Freightliner-designed cooling system is so efficient the fan operates only an average of 1 minute per 1,000 miles of average operation! And don't worry about it being something drastically new. White Freightliner has built its reputation on new and different ideas.

FRONTAL AIRE® INDUCTION

Although you can get an oil-bath, snorkle type air cleaning system on POWERLINER, Frontal Aire induction is standard. We think it's more efficient. And, combined with its Farr Dynacell dry air cleaner, it is 15 to 40 pounds lighter than other systems of comparable size. Ducting for it can be routed from either, or both sides of the engine. Another POWERLINER bonus: the nosebeam's been enlarged to act as a plenum and water separator in front of the intake. The plenum helps keep moisture out.

MORE POWERLINER PLUSES

Chassis and cab designed for all foreseeable high horsepower engine configurations including turbines. Wider, flatter 4" tapered leaf springs standard for a good ride. Tilt rams mounted vertically just outside of radiator, leaving frame rails clear for mounting filters and other special items near the engine and for easy maintenance accessibility. Wide track 12,000 lb. front axle with aluminum hubs. 100 gallon aluminum fuel tank. And the quiet features: sound and vibration isolated tilt cylinders and clutch linkage. Optional hydraulic power steering. Stationary frame mounted exhaust. Many, many more.



POWERLINER / RAIL TO RAIL

ONLY ANOTHER WHITE FREIGHTLINER CAN MATCH IT FOR QUICK, EASY MAINTENANCE.

90° TILT CAB

The 90° hydraulic tilt cab is nothing new to White Freightliner. In fact, that's where you saw it first. And in the years since, it's been improved to be as near a carefree system as can be. On POWERLINER, too, the cab pivot point has been raised to provide for simplified steering and driveline and throttle linkage. Speaking of steering, we've done away with the boot in the deck, giving more foot room for the driver.

EASY RADIATOR FILL

All you do is lift the nameplate in the front of the cab and you have full access to the spout for filling. If necessary, removal of the entire radiator is simple, too. Just disconnect the three straight water hoses, and remove three mounting bolts.

SWING DOWN DASH

To get at the gauges, relays, circuit breakers, plumbing and wiring in the dash, just swing this panel down. No more cramped neck muscles from under-the-dash maintenance.



SOLID CONNECTORS


Solid rods connect the throttle and engine, clutch pedal and clutch, gear shift and transmission. You'll find they're more reliable than cable, hydraulic or air connections. And easier to disconnect for servicing.

GLIDECOTE SPLINES

You'll find a premium coating on all driveline splines. It is known as *glidecote*. It's there to cut down on wear, noise, and give longer life.

BATTERY ACCESS

By mounting the batteries in a big, aluminum box right on the outside of the frame behind the cab, we've made them easy to get at. Battery box has a replaceable plywood base that cushions road shock, sops up acid spill, and is easily and economically replaced. An insulator in the lid guards against accidental shorts. Batteries are 6-volt, 160 amp. hr. capacity, connected to 12-volt 72 ampere alternator for starting and lighting.



POWERLINER is available as a single-drive or dual-drive tractor, or dual-drive truck.

POWERLINER | DOOR TO DOOR

AS A PROFESSIONAL, YOU OWE YOURSELF COMFORT LIKE THIS.

ROOMY, PLUSH INTERIOR

As an owner-operator, you spend too much time in your cab to make it anything less than a second home. This is why we at White Freightliner go all out to design the best looking and most comfortable cab there is.

For standard upholstery on the seats, tunnel, bunk rails, headliner and walls of your POWERLINER, you can pick from 34 colors of premium U.S. Royal Naugahyde. For optional interiors, you can specify anything from plush velvet to spanish leather, rolled, pleated, or cross stitched anyway you want. We'll even put your initials in the curtains, seats or door panels.

Under the upholstery on the engine tunnel, too, we put layers of foam insulation to keep you away from engine heat and noise. And since the POWERLINER

cab puts you 3" higher above the engine anyway, in effect it gives you more air insulation for a quieter cab.

RCCC WRAP-AROUND CONSOLE

You won't need a second glance at your instruments on a POWERLINER dash panel. Grouped according to RCCC recommendations for frequency of use, both panels and instruments are human engineered around the driver for maximum reading ease. Available, too, for the console is a radio that fits right in.



SPACIOUS SLEEPER

Here, POWERLINER has just about any option you'd ever want. A custom-contour mattress. Built-in clothes compartment. Adjustable high intensity reading lamp. An electric blanket that plugs into the cigarette



lighter. Also, you can specify any commercially available stereo system, or AM/FM radio.

OTHER COMFORT EXTRAS

The fresh air heater is now under the passenger's seat with built-in ducts to the defrosting system, driver, passenger, and bunk outlets. What's more, an optional air conditioning system can be built into the same heater housing and ductings.

More standard items: insulated floor mats, additional ash tray and lighter for passenger, 4-way driver's seat, custom contour passenger seat, ignition switch and locks keyed alike, many more.

