

A Sampling of Cab and Chassis Features and Options...



Marauder® II Shown

Barrier-Clearing Doors Standard on Marauder® II

- Helpful where medians and guardrails prohibit the opening of full-length doors
- Each door terminates near floor level and includes a special weather-tight seal
- Optional long doors offer traditional look
- Front and rear cab doors are 34.75" wide at opening
- All entries have been designed with expanded metal extra-wide and deep steps to promote safe footing and prohibit accumulation of ice and other debris on the step area



Marauder® II Shown



Attacker® HD Shown

Extreme Duty Interior: LINE-X Protective Coatings and other Areas of Cab Interior

- LINE-X coating on engine tunnel standard
- Helps insulate sound and temperature
- Protects from damage
- Easy to clean work surface
- UV Stabilized



Marauder® II Shown

Clear-Sight Dashboard Design

- Superior ergonomics for control & vision
- Flexible switch panel & radio placement

Seats

- H.O. Bostrom
- Seats, Inc. 911

Seagrave Signature Grille Choices for Marauder® II and Attacker® HD



Marauder® II and Attacker® HD



Marauder® II and Attacker® HD



Attacker® HD

Spacious, Comfortable Cab

Attacker® HD (Left Photo)

Marauder® II Shown (Center and Right Photos)



Contact your Sales Representative Today!



Seagrave
Since 1881

Phone: 715-823-2141 or 800-SEAGRAV (732-4728)
Fax: 715-823-5769
Clintonville, Wisconsin
fwdseagrave.com



FWD SEAGRAVE

Lifetime Values -
Customers For Life



Seagrave Custom Cabs and Chassis



Marauder® II



Attacker® HD

**Build Your Full-Tilt Marauder® II
or Split-Tilt Attacker® HD**

Marauder® II and Attacker® HD are Available with Pumpers, Pumper-Tankers, Aerials, Rescue and Command Apparatus

Seagrave has built a reputation for safety, longevity, durability and dependable performance, proven in the most demanding fire departments across the nation.




Attacker® HD Shown

Safety Cage Cab Design

Seagrave cabs are built with more structural integrity than any other cab on the market. Both Marauder® II and Attacker® HD feature Seagrave's exclusive safety cage cab design with an all-steel structure that surrounds firefighters to keep them safe to and from the scene.

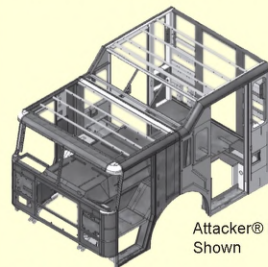
- Each piece of tubular stainless steel substructure is welded.
- Stainless steel cab door skins and cab door substructure are welded.



Marauder® II Shown

Heavy Duty Frame and Bumper Extension

- Liftable, towable bumper extension.
- 120,000 PSI Variable-Section Frame available on wheelbases over 180" (tapers from 10.25" at the ends, to 12.5" at the center to eliminate any frame flex).



Attacker® HD Shown



INTELEX® PLUS

Multiplex wiring is standard with Marauder® II and Attacker® HD. Hardwire is available with either.



Cab Access Doors

Marauder® II features choice of 25" high or 37" high cab access doors on both sides.

Which Chassis is Right for You?

The Marauder® II and Attacker® HD Cab and Chassis are built to operate in severe-duty environments. The Attacker® HD is a split tilt version of the Marauder® II with alternate features. Both support options for a variety of configurations. Contact a Seagrave Sales Representative to learn more.

Standard Flat Roof or Raised Roof Options Available

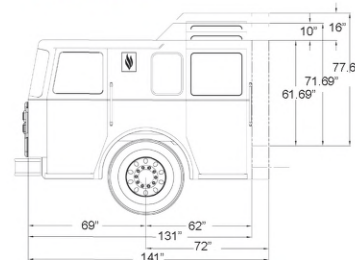
Marauder® II

Cab Lengths:

- 131"
- 141"

Raised Roof Heights:

- 10"
- 16"



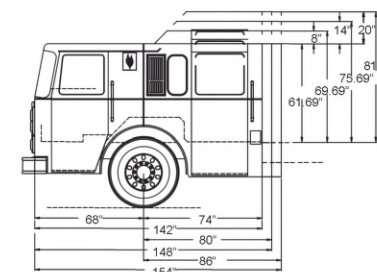
Attacker® HD

Cab Lengths:

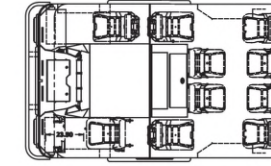
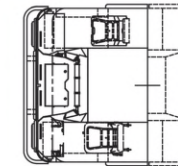
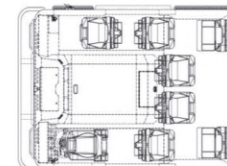
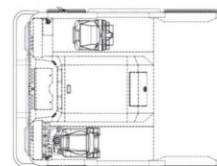
- 68"
- 142"
- 148"
- 154"

Raised Roof Heights:

- 8"
- 14"
- 20"



Seating Options to Meet All Your Needs



Cab Seating Options (minimum and maximum shown above): 2, 4, 6 and 8-person seating arrangements. (The 154" Attacker® HD cab length has a 10-person option with use of select non-SCBA seating)

H.O. Bostrom and Seats, Inc. 911 Series seats available on both chassis.

Choose Your Chassis

CAB/CHASSIS	ENGINE/TRANSMISSION	SUSPENSION	AXLES	TIRES	BUMPER EXT.	KEY FEATURES
MARAUDER® II <ul style="list-style-type: none"> • 131", 141" Full Tilt Stainless Steel Cab Lengths • Flat, 10" Raised, 16" Raised Roof Choices • Grille-Raised Bezel Surround, Vertical Bars • Barrier or Full-Length Doors • INTELEX® PLUS Multiplex Wiring or Hardwire • RollTek Rollover Protection Optional 	ENGINES: <ul style="list-style-type: none"> • Cummins ISX12 450 HP and 500 HP with Allison 4000 EVS Transmission • Cummins ISL9 400 HP or 450 HP with Allison 3000 EVS Transmission 	FRONT SUSPENSION: <ul style="list-style-type: none"> • 4" Spring REAR SUSPENSION: <ul style="list-style-type: none"> • Neway AD • Reyco • Seagrave Semi-Elliptical Spring • Hendrickson Firemaax • Hendrickson HN • Hendrickson RT 	FRONT AXLES: <ul style="list-style-type: none"> • MFS 20.0K with S-Cam or Disc Brakes • MFS 21.5K with S-Cam Brakes • MFS 22.8K with Disc Brakes • Dana D-2200W 22.8K with either Bendix Drum or Disc Brakes REAR AXLES: <ul style="list-style-type: none"> • Meritor 24K-33.5K Single Axle • Meritor 40K-58K Tandem Axle • Dana 23K-31K Single Axle • Dana 41K-60K Tandem Axle 	<ul style="list-style-type: none"> • Goodyear • Michelin • Continental 	<ul style="list-style-type: none"> • 12" Extension • 18" Extension • 24" Extension 	MARAUDER® II <ul style="list-style-type: none"> • 25" & 37" High Side Access Doors • Power Windows, Optional • Front Cab Heater, Vent & Defrost 30,000 BTU, Standard • Crew Cab Heater 64,000 BTU, Optional • A/C 79,000 BTU, Optional • Donaldson PowerCore® Air Cleaner
ATTACKER® HD <ul style="list-style-type: none"> • 68", 142", 148", 154" Split Tilt Stainless Steel Cab Lengths • Flat, 8" Raised, 14" Raised, 20" Raised Roof Choices • Grille-Raised SS with Vertical Bars or Raised Bezel Surround with Vertical or Horizontal Bars • Full-Length Doors • INTELEX® PLUS Multiplex Wiring or Hardwire 	COOLANT OVERFLOW: <ul style="list-style-type: none"> • 6-Quart Coolant Overflow Reservoir 					ATTACKER® HD <ul style="list-style-type: none"> • Power Windows, Standard • Front Cab Heater/AC 46,000/33,000 BTU, Standard • Crew Cab Heater/AC 35,000/39,500 BTU, Optional • Racor ECOLITE Air Cleaner 48" above ground • Side Engine Air Intake 70" above ground • Fluid-Check Fill and DEF Fill without Tilting the Cab • Battery Access and Replacement without Tilting the Cab

Custom Products available with Marauder® II or Attacker® HD Chassis include: Pumpers · Pumper-Tankers · Specialist® Rescue/Command · Meanstick® 75' Rear-Mount Aerial · Force 100' Aerial on Rear-Mount or TDA with 250 lb. or 500 lb. Ladder · Aerialscope® II 75' or 95' Mid-Mount Platform · Apollo® II 105' Rear-Mount