



## Sandvik UJ440i

### General information

- 3 basic types:


**Comfort** – feeder with grizzly, by-pass chute and as an option Natural Fine removal conveyor.

**Classic** – feeder with grizzly, by-pass chute, NF screen and optional NF conveyor.


**Trend** – separate feeder, separate screen with stepped grizzly on top. Optional NF conveyor.

- NF conveyor. Width=500mm (20”), discharge height=3m (9’10”)
- UJ 440i is transported in one piece. Everything stays on-board.
- The feed hopper sides are hydraulically foldable for easy transport and fast set-up/close down.
- Sandvik Rubber in feeder pan, absorbing impact and noise.
- Step less speed regulation of the feeder.
- A by-pass chute directs undersize through the grizzly to the discharge conveyor.
- Discharge conveyor with belt scraper, steering rolls and impact bars under the crusher. Width 1400mm (52”), discharge height 3.3 – 3.8m (10’10” – 12’5”).
- Ground clearance below discharge conveyor approx. 350mm (14”) when crawling.
- Clearance between moving jaw in crusher and discharge conveyor, approx. 420mm (16 1/2”).
- Wide range of jaw plates for different applications is available.
- Hydraulic CSS regulation with wedges.
- Platforms on top of crusher and around power pack provide access for inspection and maintenance.
- Four 24V flood lights are fitted for illumination at night.
- Flash lights and a siren provide visual and aural warning of movement and stand-by.
- The Unit is maneuvered by remote control
- Emergency stop buttons are provided at appropriate places.
- A level monitor system above the crusher stops the feeder if the crusher is blocked.
- A number of sensors at different key locations ensure a trouble free operation and safe guard against costly breakdowns.
- Advanced process automation by interlocking.
- The process is continuously and automatically monitored by the “intelligence”.
- No spillage of hydraulic oil during filter changes due to vacuumized system.
- Pump for refilling diesel.
- The design and manufacture of the UJ 440i complies with ISO 9001 and all the directives required for CE marking. The diesel engine complies with EU Emission Regulation step III and US norms Tier III


**COMFORT**



**CLASSIC**



**TREND**



**Options**

- CM1 Over band magnet
- CM4 Dust filter.
- CM5A NF conveyor incl. support details (7,2m x 500mm)
- CM6 Automatic lubrication system for the jaw crusher.
- CM7 Hydraulic hammer set. Complete with hammer and boom. (Type BR927 and BB1425)
- CM7A Preparation for hydraulic hammer (type BR927)
- CM8 Water spray system. (Spray nozzles both on crusher and discharge conveyor)
- CM10 Belt scale on discharge conveyor.
- CM11 Radio Remote control.
- CM12 King pin for dolly. (2 pcs.)
- CM14 Flood lights for the crawler tracks.
- CM18 Diesel driven heater for the engine.
- CM20 Adaption Mines and quarries for UK.
- CM29 Complete manometer & O-ring set.
- CM29A Complete Filter set first service
- CM30 Level indicator for stock pile at discharge end. Recommended to be used on UJ440i discharge conveyor in combination with option CM36 on US440i and UH440i
- CM31 Lifting arrangement for shipping.
- CM35 Sandvik wear protection in feed hopper and foldable hopper sides.
- CM36 Hanging screen module with open circuit Screen 1500x3000 1d incl. 2 prod. conveyors. (Comfort and Classic only)
- CM41 Extra shims behind the jaw plates.
- CM42 Support frame for separate transport of feed station. (Comfort and Classic only)

**Dimension\*1**      Comfort & Classic      Trend

<i>Operation</i>			
Height	4.25m / 167"	4.90m / 193"	
Width	3.13m / 123"	3.58m / 141"	
Length	16.37m / 54'	17.90m / 59'	
<i>Transport</i>			
Height	3.90m / 153"	3.90m / 153"	
Width	3.00m / 118"	3.39m / 141" *2	
Length	16.43m / 54'	18.00m / 59'	

**Weight\*1**      Comfort      Classic      Trend

tons	58	59	70
short tons	64	65	77

**Feed station**      Comfort      Classic      Trend

<i>Feeder type</i>	SW1253	SW1252	ST1241
<i>Grizzly length</i>	1.2m / 4'	1.2m / 4'	-
<i>Hopper</i>	6 m <sup>3</sup> / 210 ft <sup>3</sup>	6 m <sup>3</sup> / 210 ft <sup>3</sup>	10 m <sup>3</sup> / 350 ft <sup>3</sup>
<i>Screen type</i>	-	SS1012	ST1222
<i>Decks</i>	-	2	2 (stepped grizzly on top)

**Crusher**

<i>Type</i>	CJ412
<i>Feed opening</i>	1200x800mm / 48x32"
<i>Drive</i>	From diesel engine via V-belts and hydraulic coupling.

**Discharge conveyor**

<i>Belt width</i>	1400mm / 52"
<i>Drive</i>	Fixed speed hydraulic motors.
<i>Approx. Discharge height under drum</i>	3.3-3.8m    10'10" +/- 10"

**On-board power pack**

<i>Diesel engine</i>	Volvo TAD 1252 tier III
<i>Rated output</i>	300kW / 408hp at 1500rpm
<i>Fuel tank volume</i>	1125dm <sup>3</sup> / 300 US gallons

**Hydraulic system**

<i>Power source</i>	Pumps mounted on power pack.
<i>Oil tank volume</i>	415dm <sup>3</sup> / 296 US Gallons

**Crawler tracks**

<i>Type</i>	D6C
<i>Length c/c</i>	4170mm / 164"
<i>Track shoe width</i>	500mm / 20"

**Performance**

<i>Max.feed size</i>	760mm / 30"
<i>Capacity (up to)</i>	600mtp/h
<i>Approx.fuel consumption at75% continuous load</i>	25-35l/h / 7-9 US Gallons/h
<i>Traveling speed</i>	1.2 km/h
<i>Max.slope-climbing capability</i>	Approx. 20°

\*1 Excluding options  
\*2 Including feed hopper sides mounted

