

1917 - THE DAWN OF THE OSHKOSH LEGACY.

LEADING THE GLOBE FROM HUMBLE BEGINNINGS.

Back then, we were known as Wisconsin Duplex Auto Company. We built Old Betsy, our first four-wheel drive truck, over 90 years ago. And we took on the name Oshkosh Motor Truck Manufacturing Company after moving to Oshkosh, Wisconsin in 1918.

Today, Oshkosh Corporation is revered as a leading designer and manufacturer of the world's toughest specialty trucks, truck bodies and access equipment. No one understands extreme conditions like Oshkosh. Which is why no one builds fire and emergency apparatus, defense vehicles, and commercial and access equipment better.

Backed with technology, innovative safety systems, broad diversification and a 24/7/365 global service network, we work shoulder-to-shoulder with the people we serve. Anytime. Anywhere. So we can deliver vehicles that thrive in high-stress, high-threat situations - while outperforming anything else in the industry.



1920's | Model H-Series is introduced. With superior traction and power, it quickly earns a loyal following among snow removal & construction customers.



1930's | WT-Series is born. With more comfort, power and efficiency, this truck advanced the new concept of high-speed snow removal to commercial and military airfields.

OSHKOSH AIRPORT PRODUCTS' SNOW REMOVAL HISTORY.



1970's | P-Series is introduced. Fusing strength, durability, reliability and value, it integrated various snow removal attachments to advance airport flexibility, and remains in production today.



1980's | 2nd Generation H-Series is launched. With a new cab-forward design, the H-Series delivered a commanding view of the runway.



2006 | 3rd Generation H-Series is revealed, which has become the benchmark for technology, versatility and dependability in modern, high-speed airport snow removal operations.



2007 | HT-Series is unveiled. The "Swiss Army Knife" of snow removal chassis, it accepts a wide range of plows, brooms and other attachments to adapt to volatile airport situations.



2009 | H-Series Road Blower is introduced, featuring an all-new mechanical blower head designed exclusively for the rugged demands of high altitude/remote roadways.



2012 | H-Series XF Broom is launched. Designed and built entirely by Oshkosh, the H-Series Broom combines high-speed snow clearance with easy operation.



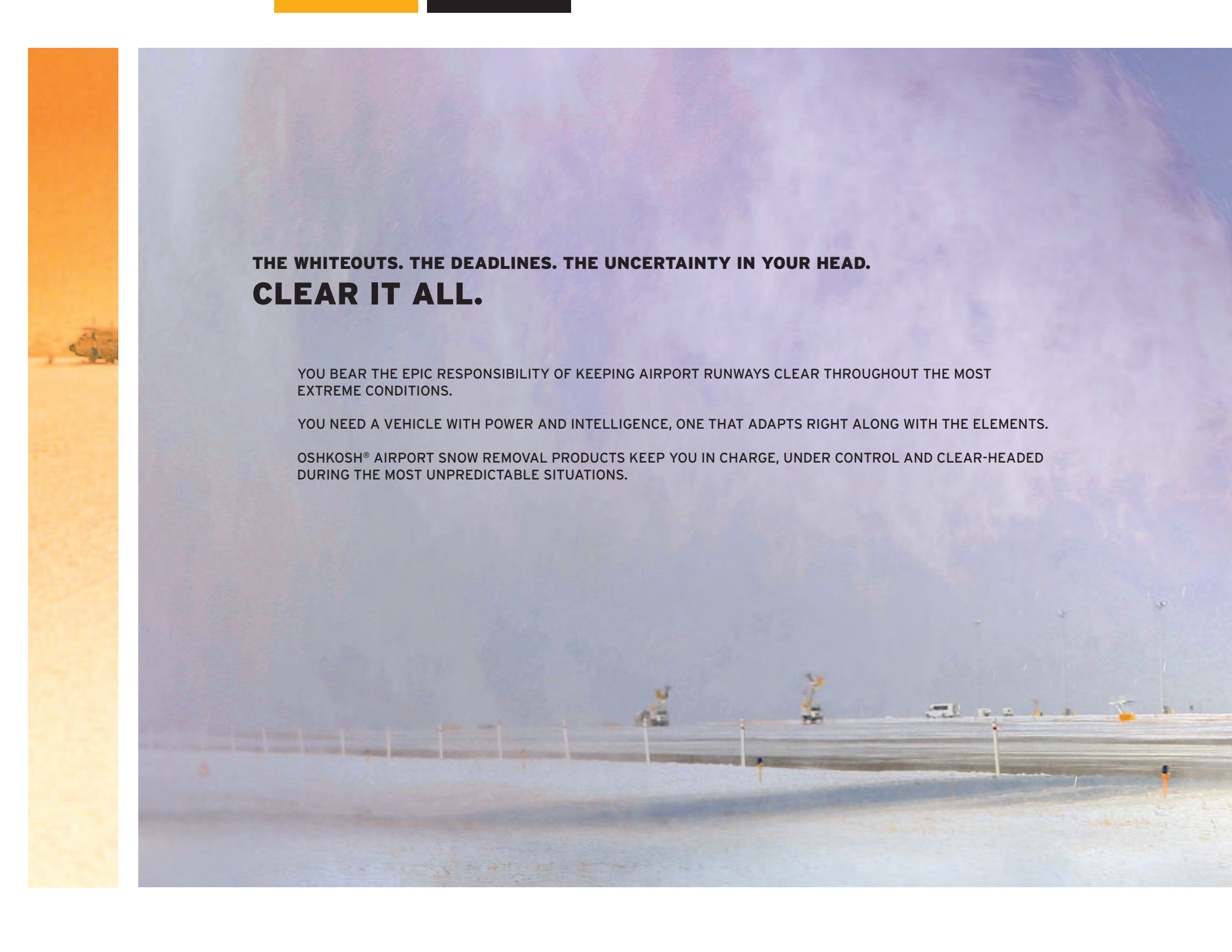
2013 | XT Broom enters the market. The heavy-duty tow-behind offers high-speed snow removal and advanced control for consistent brooming.



2013 | XRS is developed to maximize runway response, combining a Plow, Blower, Sweeper and Air Blower in one ultra-powerful unit.

**NEARLY ONE CENTURY OF INNOVATION HAS COME TO THIS:
UNSTOPPABLE PERFORMANCE FOR SOME
OF THE WORST CONDITIONS ON THE PLANET.**





THE WHITEOUTS. THE DEADLINES. THE UNCERTAINTY IN YOUR HEAD.
CLEAR IT ALL.

YOU BEAR THE EPIC RESPONSIBILITY OF KEEPING AIRPORT RUNWAYS CLEAR THROUGHOUT THE MOST EXTREME CONDITIONS.

YOU NEED A VEHICLE WITH POWER AND INTELLIGENCE, ONE THAT ADAPTS RIGHT ALONG WITH THE ELEMENTS.

OSHKOSH® AIRPORT SNOW REMOVAL PRODUCTS KEEP YOU IN CHARGE, UNDER CONTROL AND CLEAR-HEADED DURING THE MOST UNPREDICTABLE SITUATIONS.

TAKE BACK THE RUNWAY.





YOU'LL NEVER MEET A SNOWSTORM YOU CAN'T OUTSMART.

Standing up to the toughest, most volatile conditions calls for more than brute force. It takes forward thinking.

Our vehicle technologies have been designed to work as hard and as intuitively as possible. So nothing gets in the way of your performance.

Oshkosh® ALL STEER® system: Provides expert maneuverability with three separate all-wheel steering modes.

Oshkosh Command Zone™ system: Enables all major vehicle components to work in concert, streamlining diagnostic and troubleshooting efficiencies.

Oshkosh road-proven transfer case with SmartShift: Greatly reduces driver error and protects against damage.

ADVERSITY. CHALLENGE.

THE STUFF THAT INSPIRES GREAT DESIGN.

It's no stretch to say everything is stacked against you. The weather. The demands. The pressure.

Every obstacle, every expectation you face, has inspired each unique design and performance advantage found in the Oshkosh® family of snow removal products.

Get to know our heavy-duty lineup.

H-Series™ Chassis

H-Series™ Blower

H-Series™ XF Broom

P-Series™ and MPT-Series™ Chassis

HT Tractor

H-Series™ Road Blower

XT Tow-Behind Broom

XRS

Attachments



POWERFUL MEETS VERSATILE.

THE H-SERIES CHASSIS

The H-Series™ chassis is built for maximum effect, offering up advances in sight lines, reliability and power. It readily accepts a wide range of heavy-duty equipment – everything from blowers and plows to scrapers and brooms – to tackle the ever-changing elements.





YOUR NEW WORKHORSE.

H-SERIES BLOWER

When you take to the runway in an H-Series™ blower, you arm yourself with Oshkosh's exclusive high-speed blower, which allows you to throw an incredible 5,000 tons of snow each hour, as far as 200 feet.





Built-in safety features

Digital climate control

Legendary Oshkosh®
all-wheel drive

Aluminum/fiberglass
composite cab resists
corrosion and vibration

EPA on-road emission compliant
drive engine for green fleets

Unparalleled reliability

Quiet, comfortable cab
interior with cup holders

Superior visibility -
glass is 44 ft.² (4 m²)

Various lighting
options

Driver and passenger doors
with power windows

Peep windows provide
view of attachments

Access doors for auxiliary
engine maintenance

Optional spot cast
and loading chute

Oshkosh ALL STEER® system

Command Zone™ electronics
with diagnostic functions

Front and rear fenders, full-length
walkways with handrails

Oshkosh 2-stage snow blower with
capacity of 5,000 tons per hour

**Optional high-speed blower head
can blow snow 35 mph (56 kph)*

250 gal. (946 L)
fuel capacity

Weight transfer option keeps weight
on front axle for improved handling

Adaptable to any brand
broom or plow attachment

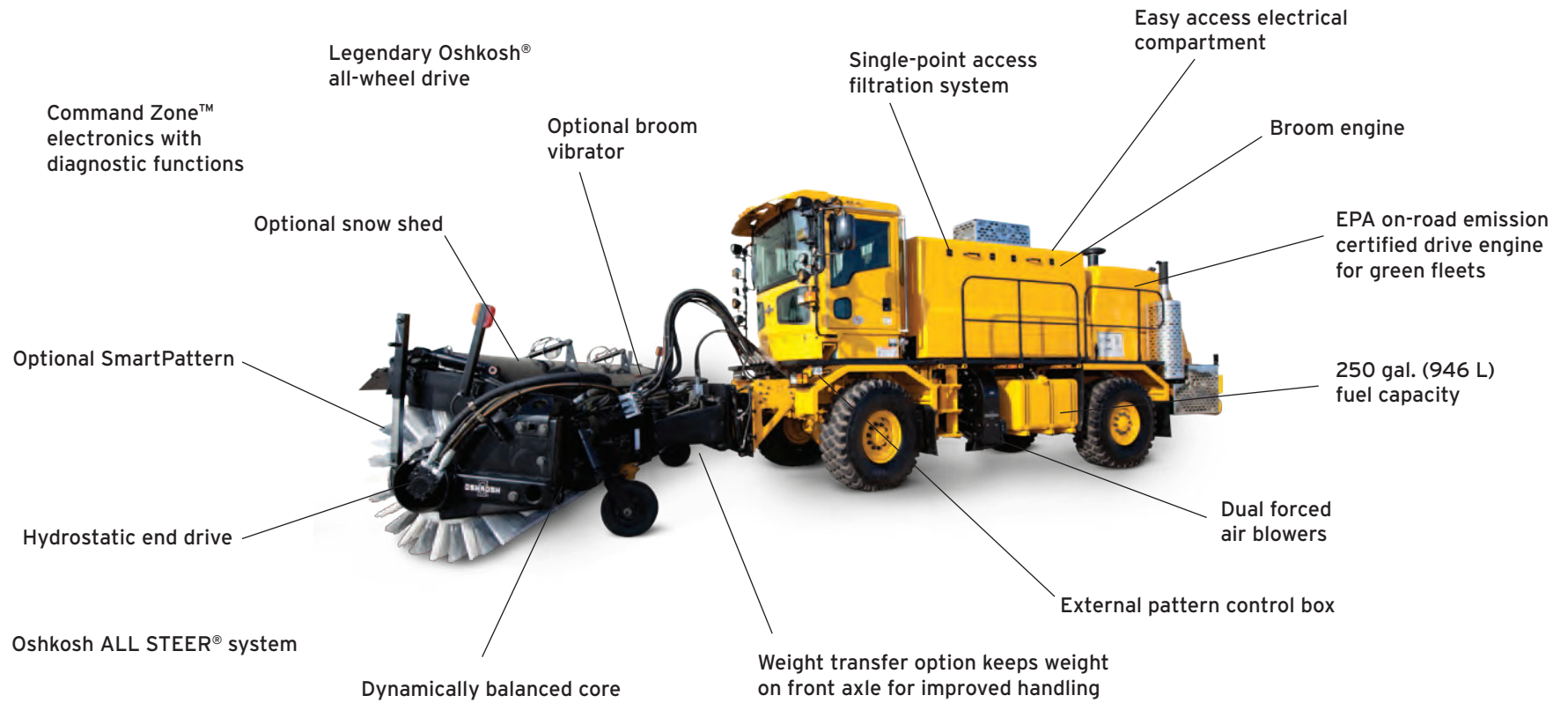


INNOVATIVE. EFFECTIVE.

H-SERIES XF BROOM

The Oshkosh® H-Series™ XF Broom is built for the ultimate in performance and innovation. Heavy-duty construction and smart design make easy work of airport snow removal. Combined with the legendary strength and reliability of the Oshkosh H-Series chassis, nothing gets in the way of the H-Series Broom.





EVOLVE YOUR RESPONSE.

P-SERIES & MPT-SERIES CHASSIS

Merely adapting a commercial vehicle to plow snow isn't going to cut it. The P-Series™ and MPT-Series™ chassis are specially designed to take on severe winter conditions. Boasting all the muscle, durability, reliability and value that come with 50 years of Oshkosh expertise, these chassis can also be outfitted with plows, scrapers, bodies, de-icers and brooms to customize your response.





Built-in safety features

Adaptable to any brand towed broom,
front mount broom and plow attachment



DO IT ALL.

HT TRACTOR

Get flexibility, maneuverability and savings that can't be touched by any other Multi-Tasking Equipment. When you choose the HT Tractor, you're operating on one of the most adaptable vehicles around. Equip it with plows, underbody scrapers, tow-behind brooms and a number of combinations to fit your airport's diverse needs.





Adaptable to any brand towed broom,
plow attachment or underbody scraper

Built-in safety features

Legendary Oshkosh®
all-wheel drive

Aluminum cab resists
corrosion and vibration

Digital climate control

EPA on-road emission compliant
drive engine for green fleets

Quiet, comfortable cab
interior with cup holders

Easy access for maintenance under hood

Driver and passenger doors
with power windows

Single location for electrical
and power inputs

Superior visibility -
glass is 44 ft.² (4 m²)

Command Zone™ electronics
with diagnostics functions

High intensity
lighting options

Oshkosh ALL STEER® system

Tilt cab for easy engine
maintenance

Unparalleled reliability

Peep windows provide
view of attachments

Front and rear fenders,
full-length walkways
with handrails



HEAVY-DUTY. MOUNTAIN HIGH.

H-SERIES ROAD BLOWER

Remote mountain passes call for a whole different level of snow removal. The Oshkosh® H-Series™ Road Blower features a mechanical blower head that's specifically designed for impassable roadways, along with a high-power engine that blows snow from .5 to 20 mph.





Built-in safety features

Legendary Oshkosh®
all-wheel drive

Digital climate control

EPA on-road emission compliant
drive engine for green fleets

Aluminum cab resists
corrosion and vibration

Quiet, comfortable cab
interior with cup holders

Driver and passenger doors
with power windows

Optional spot cast and loading chute

Superior visibility -
glass is 44 ft.² (4 m²)

Various lighting options

Oshkosh 2-stage
mechanical snowblower

Access doors for auxiliary
engine maintenance

Command Zone™ electronics
with diagnostic functions

Oshkosh ALL STEER® system

Unparalleled reliability

350 gal. (1,325 L) fuel capacity

Peep windows provide
view of attachments

Weight transfer keeps
weight on front axle for
improved handling

Front and rear fenders,
full-length walkways
with handrails

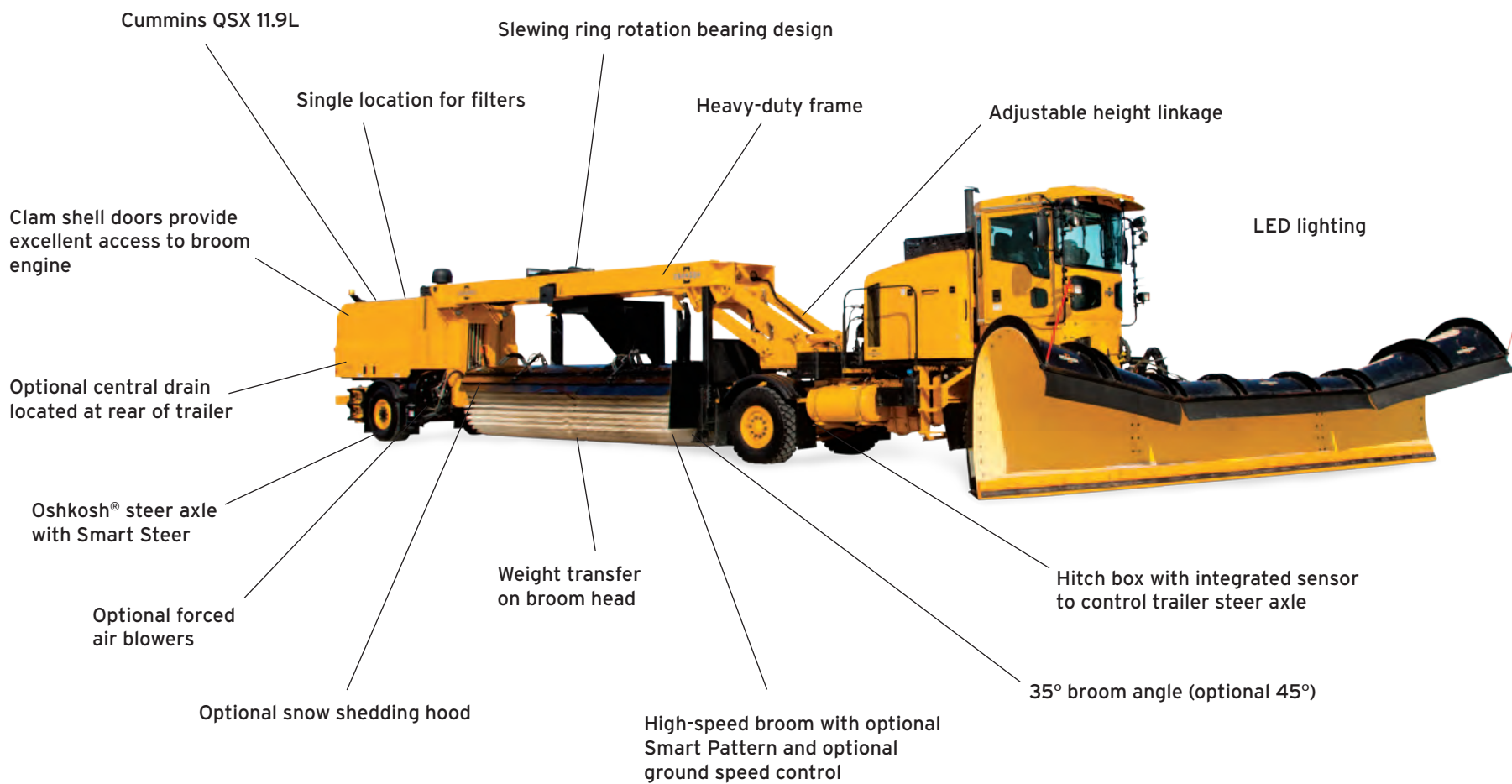



ONE CLEAN SWEEP.

XT TOW-BEHIND BROOM

Available in widths of 18, 20 and 22 feet, Oshkosh's XT Tow-Behind Broom delivers high-speed snow removal and precision control. Broom positioning is managed with ease from the cab or broom engine enclosure, and an active weight transfer system helps ensure a proper broom pattern. So you can take control of the most extreme conditions.





MAXIMUM RESPONSE.

XRS

The XRS is a faster, simpler way to handle the most severe winter conditions. With a Plow, Blower, Sweeper and Air Blower all in one unit, performance maximizes. Process minimizes. There's less equipment, fewer operators and one platform for easier maintenance and training.





Designed to perform in all snow conditions and depths

High-performance tow broom for multi-function, high-speed snow removal

5th wheel for towed broom attachment

Large diameter impeller

Extra wide plowing path for one pass snow clearing

Dual helical ribbons efficiently move snow to 2nd stage impeller

Hydrostatic drive ribbons adjustable for ground speed

Oshkosh® Smart Steer allows the XT Tow-Behind Broom to precisely track the plowed path

Universal quick hitch interchangeable with Oshkosh snow plows

Height adjustable heavy-duty casters

Low profile design maximizes visibility for operator

Open center design for unobstructed flow of snow to impeller



UNMATCHED. UNSTOPPABLE.

OSHKOSH ATTACHMENTS

Oshkosh® attachments provide the ultimate counterattack on unforgiving winter conditions. Designed to battle airport and municipal snow hazards, built for the long haul, these snow plows integrate perfectly with the legendary H-Series™, P-Series™ and MPT-Series™ chassis.





Flared or straight designs

Variety of hitches available

Lengths up to 24 ft. (7 m)

Rugged $\frac{3}{16}$ in. (5 mm) steel moldboard frame

$\frac{3}{8}$ in. (10 mm) VHMW moldboard casts snow with least friction



Moldboard cushion system absorbs shock

Deep radius design moves more snow

Advanced hands-free hitch available to enhance operator safety

Dual caster wheels add stability during high-speed plowing

Many cutting edge types available

**THE BLIZZARDS. THE EXPECTATIONS.
THE CHALLENGES.**

TAKE CHARGE OF IT ALL.





**ARM YOURSELF WITH OSHKOSH® AIRPORT SNOW REMOVAL PRODUCTS.
TAKE BACK THE RUNWAY.**



oshkoshairport.com

+1 920 235 9151