

Tracked Paver

# SUPER 800



## SUPER 800

Pave Widths 0.5 – 3.2m

Maximum Laydown Rate 250 tonnes/h

Clearance Width 1.2m

# Small Paver for a Wide Range of Applications



The SUPER 800 is a very compact small paver which, due to its overall design, is capable of handling a variety of paving applications.

Combined with the AB 200 Extending Screed in TV version (tamper and vibrators) it achieves excellent compacting results exceptional for a paver in its class.

The SUPER 800 is ideal for paving jobs such as:

- Roads in municipal areas
- Farm tracks, roads on factory grounds
- Indoor applications (factory halls etc.)
- Footpaths and cycle paths
- Any work from rehabilitation through to building of small roads



The SUPER 800 standing out through an excellent price/performance ratio is the ideal machine in the equipment pool also of municipal road building contractors.

## SUPER 800

### At a Glance



- ▶ Track gauge 1.1m
- ▶ Clearance width only 1.2m
- ▶ Pave widths from 0.5m up to 3.2m
- ▶ Laydown rate up to 250 tonnes/h
- ▶ Pave speed up to 60m/min.
- ▶ Powerful and economical DEUTZ engine rated at 45kW, with ECO Mode
- ▶ Combines with AB 200 Extending Screed in TV version (tamper and vibrators) for high precompaction
- ▶ Asymmetrical material hopper

# Tracked Paver SUPER 800





## Ideal for Use in Confined Spaces



Reinstatement of footpaths or cycle paths



Surfacing paths in public parks, on golf courses etc.



Applications on landscaping contracts



Surfacing large areas



Paving asphalt between tramway tracks



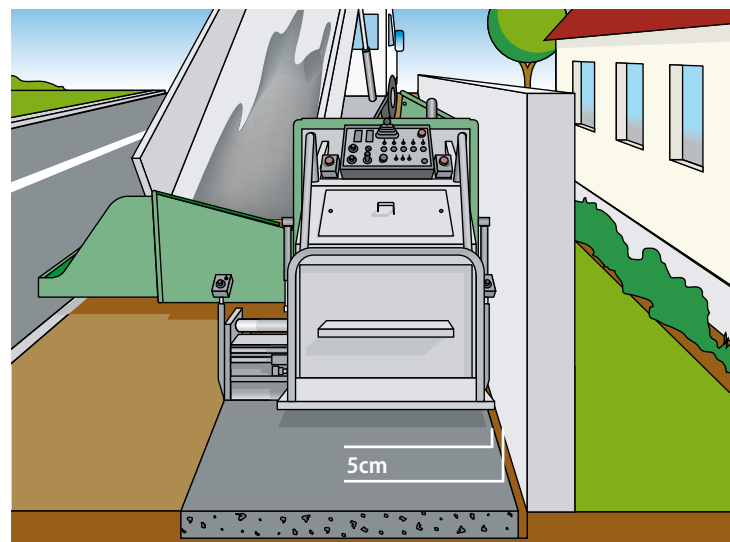
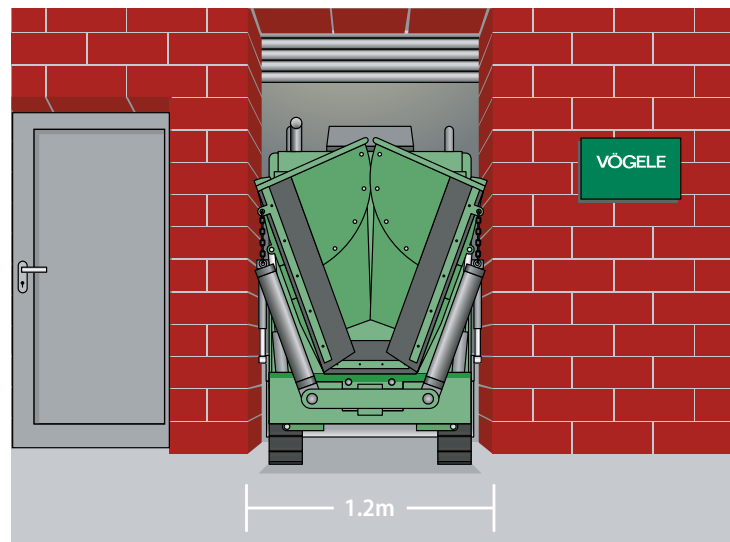
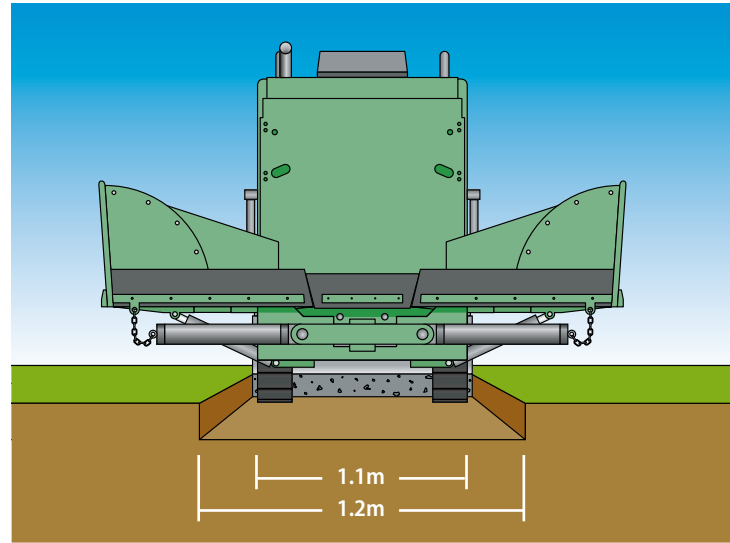
Ideal for indoor applications

## Slim Profile – Ideal for Transportation and Paving

- ▶ With an outer track gauge of just 1.1m, the paver is ideal for backfilling trenches.
- ▶ Short transport length of only 4.36m and low weight of 6.1 tonnes allow economical transport.
- ▶ Due to the small clearance width of just 1.2m, surfacing carried out indoors in factories or basement garages, for instance, does not pose any problems at all. Nor does a narrow entrance or gate represent a bottleneck.

## Paving up to Within 5cm of Boundaries

- ▶ The well-thought-out paver design allows machine-based paving up to within 5cm of boundaries.
- ▶ When starting paving from a wall, the possibility of folding up the screed's footboard reduces manual work to a minimum.
- ▶ The asymmetrical material hopper (option) with a left side folding out hydraulically provides for easy supply of the paver with mix from a feed lorry even when things get really tight.




## Feed with Mix Made Easy



The asymmetrical material hopper (option) allows mix to be supplied to the paver by feed lorry even under the most difficult job site conditions.

- Feed with mix also by large feed lorry.
- Large material hopper holding 5 tonnes.
- Large and oscillating push-rollers.
- Push-rollers fold in together with the hopper sides.
- Hinged upper sections of hopper sides fold out mechanically.
- Hopper sides folding separately and an asymmetrical hopper side (left-hand) available as an option allow supply with mix by feed lorry even when working in tight corners or paving along a wall.

# Optimal Flow of Mix



The small VÖGELE pavers also come with an outstanding material handling system that prevents segregation and ensures uniform spreading of the mix in front of the screed.

- ▶ Conveyor drive accommodated at the rear of the machine (same design as the large VÖGELE pavers). Your benefit: optimum power transmission ensures a high feed rate of the conveyor while keeping wear low.
- ▶ Conveyor movement is reversible, thus no mix spilled when moving on the job site.
- ▶ Proportional control provided for conveyor and augers with monitoring of mix level at all times for an optimum head of mix in front of the screed.
- ▶ Amply dimensioned conveyor tunnel allows high throughput of mix.
- ▶ Homogeneous spreading of mix due to large auger blade diameter of 300mm.
- ▶ Shafts mounted overhung, without lateral bearings, reduce the risk of segregation to a minimum.
- ▶ Augers infinitely variable in height by 100mm.

# Drive Concept: High Efficiency, High Tractive Effort



The SUPER 800's powerful and economical engine runs very quietly, making the paver ideal for use in urban areas.

- ▶ Modern DEUTZ engine rated at 45kW installed for optimum efficiency.
- ▶ ECO Mode is available for economical paving:
  - Low fuel consumption
  - Low noise
  - Long service life
- ▶ Hydraulic traction drive with separate control of pumps in closed circuit provides for very sensitive steering and easy manoeuvring.
- ▶ Pave speed up to 60m/min.
  - Pave Speed 1: up to 30m/min.
  - Pave Speed 2: up to 60m/min.
- ▶ Optimized drive concept for high tractive effort and excellent tracking stability.
- ▶ Hydraulic variable-speed drive for fan guarantees low noise levels.

# Operation and Maintenance



- ▶ Whole process of paving controlled easily and conveniently from the central operator's console.
- ▶ The control desk slides across the operator's stand for optimal visibility. An extra upper footstep makes it possible for the operator to obtain an excellent overview over and beyond the paver.
- ▶ Clear arrangement of easy-to-use paver controls and indicators.
- ▶ Easy maintenance with convenient access to all service points.
- ▶ Highly wear-resistant components installed for a long service life.
- ▶ NIVELTRONIC® SC Automated Grade and Slope Control (option), easy to handle, for precise monitoring and control of both tractor unit and screed provides for highest accuracy of levels even on difficult terrain.

# Screed



The AB 200 Extending Screed in TV version is specially designed for use with the SUPER 800. The AB 200 TV comes with a basic width of 1.1m and extends hydraulically up to 2m.

Addition of bolt-on extensions increases the screed's pave width to a maximum of 3.2m. This variability allows the SUPER 800 with AB 200 TV screed to easily handle minor or medium paving jobs, footpath and cycle path construction as well as rehabilitation or even building of small roadways.

- Thanks to a special system for pave width reduction, the AB 200 TV also easily handles widths smaller than 1.1m. Once fitted, the system allows infinite variation in width between 1.1m and 0.5m, there is no need for conversion. As the screed floats on the mix even with the system for pave width reduction installed, it achieves optimal pre-compaction. This way, jobs such as pavement repairs after backfilling trenches can be carried out easily, quickly and to a high standard of quality.



- ▶ AB 200 TV is equipped with tamper and vibrators in the basic unit, the extending units and in bolt-on extensions. The frequency of the eccentric vibrators is variable within the range of 10 and 50 Hz. Tamper speed can be set to a maximum of 1,600 revs/min.
- ▶ **Transverse Pavement Profiles**
  - The AB 200 TV handles positive and negative crown within the range of -2.5% and +4.5%.
  - The basic screed is fitted with a single screed plate. No matter what kind of profile is selected, the result always is a perfect pavement surface with no median joint.

#### ▶ **Electric Screed Heating**

VÖGELE are proud of a long experience as far as the use of electric screed heating is concerned. Like all VÖGELE screeds the AB 200 TV, too, is heated electrically. This guarantees to users a uniform distribution of the heat on the sole plates of the screed's basic unit, extending units and bolt-on extensions. These are ideal preconditions to achieve a uniform pavement surface.

# The Screed for SUPER 800



## AB 200 TV

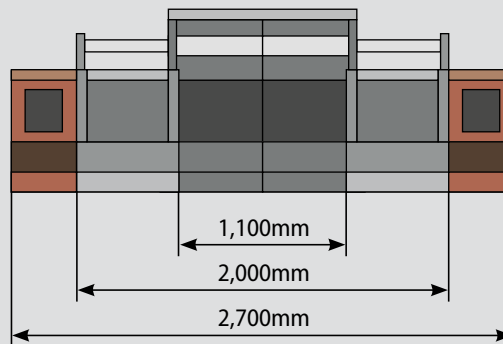
### Pave Widths

- Infinitely variable range from 1.1m to 2m.
- Width by addition of 2 bolt-on extensions, 35cm each: 2.7m.
- Maximum width by addition of 2 bolt-on extensions, 60cm each: 3.2m.

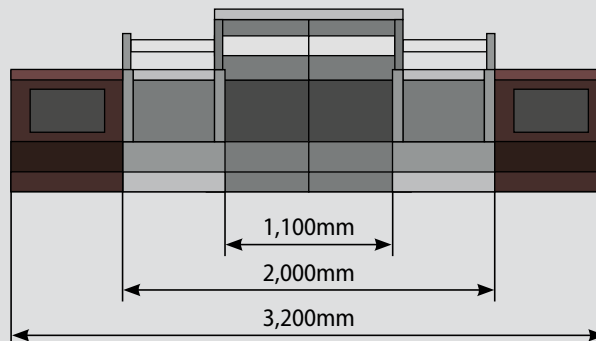
### Compacting Systems

- Tamper and vibrators

AB 200 TV with 35cm bolt-on extensions



AB 200 TV with 60cm bolt-on extensions



### Reduction in Width

- Once mounted, the system for pave width reduction allows infinite variation of the pave width from 1.1m to 0.5m. This is conveniently handled from the screed console – without a need for conversion.
- With the system for pave width reduction offered by VÖGELE, the backfilling of trenches or paving in asymmetrical width along kerbstones or walls is an easy game, even when using joint tape.
- With the system for pave width reduction fitted, the screed floats on the mix just as it does when paving in a non-reduced width. This allows the layer thickness to be adjusted via the screed tow point rams or even to be controlled with NIVELTRONIC®, the System for Automated Grade and Slope Control. The floating screed not only provides for precise paving results, but also achieves excellent pre-compaction.

System for pave width reduction allows minimum width of 0.5m.

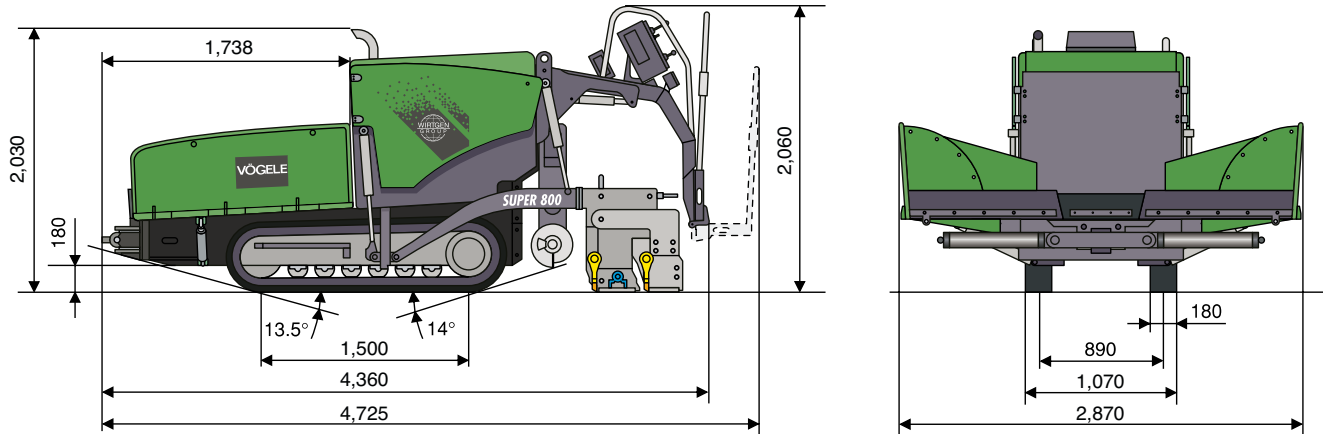


System for infinitely variable pave width reduction.



Optimal profile accuracy even in tight corners.





Dimensions in mm

#### Power Unit

Engine:	liquid-cooled DEUTZ diesel engine
Type:	TCD 2011 L03o
Output:	Nominal: 45kW at 2,300 rpm (according to DIN)
	ECO Mode: 38kW at 1,800 rpm
Fuel Tank:	75 litres
Electrical System:	24 V

#### Undercarriage

Crawler Tracks:	provided with rubber pads
Ground Contact:	1,500mm x 180mm
Suspension:	rigid
Track Tension Adjuster:	spring assembly
Track Rollers:	lifetime grease lubricated
Traction Drive:	separate hydraulic drive and electronic control provided for each crawler track
Speeds:	Pave Speed 1: up to 30m/min., infinitely variable
	Pave Speed 2: up to 60m/min., infinitely variable
Service Brake:	hydrostatic
Parking Brake:	spring-loaded multiple-disc brake, maintenance-free

#### Material Hopper

Hopper Capacity:	5 tonnes
Width:	2,870mm
Feed Height:	500mm (bottom of material hopper)
Push-Rollers:	oscillating, fold up together with hopper sides

#### Conveyor and Augers

Conveyor:	1, with replaceable feeder bars, conveyor movement is reversible
	Drive: hydraulic
	Speed: up to 20m/min., infinitely variable (manual or automatic)
Augers:	2, mounted overhung, auger rotation is reversible
	Diameter: 300mm
	Drive: separate hydraulic drive provided for each auger
	Speed: up to 60 revs/min., infinitely variable
	Auger Height: infinitely variable by 100mm

#### Screed

AB 200:	basic width 1.1m, infinitely variable range 1.1m to 2m
	maximum width 3.2m
	minimum width 1.1m/0.5m

Screed Version:	TV
Layer Thickness:	up to 20cm
Screed Heating:	electric by heating rods
Power Supply:	three-phase A.C. generator

#### Dimensions and Weights

Length:	Tractor Unit and Screed in Transport Position: 4.36m
---------	--

Weight:	Tractor Unit with AB 200 TV Screed
	Pave Widths up to 2m: 6.1 tonnes

#### Optional Equipment

	Asymmetrical hopper side (left-hand).
	System for pave width reduction to a minimum of 0.5m.
	NIVELTRONIC® SC Automated Grade and Slope Control (various sensors available).
	For more optional extras please contact your VÖGELE partner.

**Key:** T = equipped with Tamper V = equipped with Vibrators  
AB = Extending Screed

Technical alterations reserved.

© ErgoPlus, InLine Pave, NIVELTRONIC, NIVELTRONIC Plus, NAVITRONIC, NAVITRONIC Plus, RoadScan and V-TRONIC are registered Community Trademarks of JOSEPH VÖGELE AG, Ludwigshafen/Rhein, Germany. PCC is a registered German Trademark of JOSEPH VÖGELE AG, Ludwigshafen/Rhein, Germany. NIVELTRONIC Plus and NAVITRONIC Plus are trademarks registered in the US Patent and Trademark Office to JOSEPH VÖGELE AG, Ludwigshafen/Rhein, Germany. Legally binding claims cannot be derived from written information or pictures contained in this brochure. Pictures may include optional extras. We reserve the right of technical or design alterations.

## JOSEPH VÖGELE AG

Joseph-Vögele-Str. 1  
67075 Ludwigshafen · Germany  
marketing@voegele.info

Telephone: +49 (0)621 8105 0  
Fax: +49 (0)621 8105 461  
www.voegele.info

Your VÖGELE QR Code  
leading you directly to  
the SUPER 800 on our  
website.

