

»BISON« D 1000 TECHNICAL DATA



UNDER REALISTIC CONDITIONS AT THE AIRPORT:

With an aircraft tow tractor including 4-wheel-drive and equal weight distribution on both axles, on wet concrete (friction coefficient $\mu=0.57$), 1% apron inclination, and aircraft engines running during pushback.

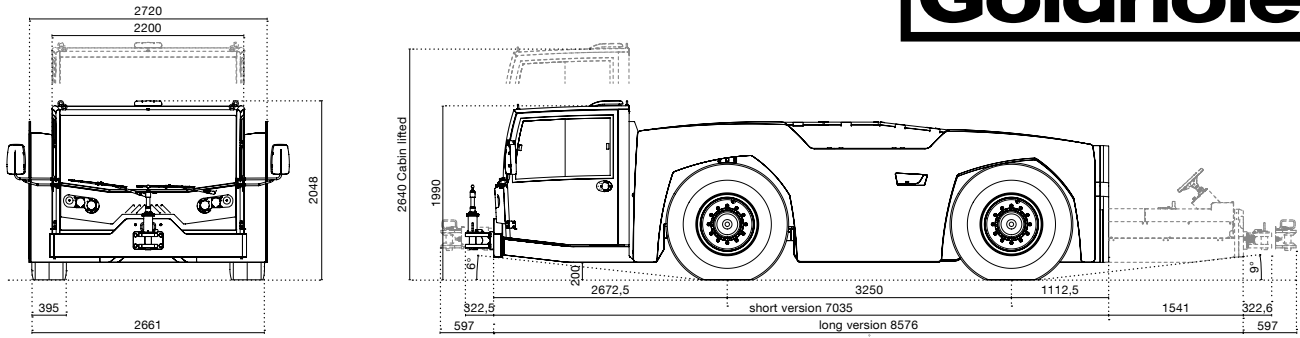
In case of different requirements please contact us for new calculations based on your specific operation conditions.




| | |
|-------------------------------|--|
| OPERATION WEIGHTS | + 28 t 32.5 t 37 t 41 t 43 t 46 t max. |
| MTOW | + 400 t |
| DRAWBAR PULL INSTALLED | + 305 kN |



FIND OUT MORE
»BISON« FAMILY

MADE FOR YOUR MISSION



| | | | |
|--|-------------------------|---|--|
|  | DEUTZ ENGINE | + DEUTZ TCD 7.8 L6 200 kW at 2,200 rpm | + EU Stage IIIA, IV or V |
| | | + Fuel tank capacity max. 200 l | + US EPA Tier 4 |
|  | TURNING RADIUS | + 6,187 mm | + * 6,340 mm long version |
| | TRANSMISSION | + 6 gears forward/3 reverse | + ZF automatic full-power-shift transmission with integrated torque converter, manual and automatic gear-shifting mode |
| | AXLES | + Driven steering axles with planetary drives in the wheel hubs | + Front and rear axles driven by full-power-shift transmission through joint shafts |
| | STEERING SYSTEM | + Standard 4-wheel steering | + Emergency steering pump |
| | | + Front-wheel and crab steering (optional) | |
| | TIRES | + Front + rear 14.00x24 | |
| | BRAKES | + Fully hydraulic 3-circuit safety brakes | + Emergency parking-brake release by electrical emergency pump |
| | | + 2-circuit service brake | + Brake pad wear indicator |
| | | + 1-circuit failsafe parking brake | |
| | HYDRAULIC SYSTEM | + Brakes and steering system | + Cabin-lift and jacks |
| | ELECTRIC SYSTEM | + Alternator 28 V/100 A | + Engine starter 4 kW |
| | | + Battery capacity 2x12 V/143 Ah | |
| | CABIN | CABLESS | + Full-width elevating, all-steel front cabin |
| | | BASIC CABIN | + Comfortable driver's and passenger's seat with safety belts (third seat optional) |
| | | | + Adjustable steering column |
| | | | + Interior lights |
| | | OPEN CAB | + Wiper-washer system for front |
| | | OPTION | + Rear-view mirrors (1 inside, 2 outside) |
| | | | + Front tow-hitch mirror |
| | | CLOSED CAB | + Lockable doors with sliding windows |
| | | OPTION | + Cabin/windscreen ventilation and heating |
| | | | + Heated rear window with screen wiper |
|  | OPTIONS | + Cushioned tow hitch | + Rear-view camera |
| | EXAMPLES | + Fully airconditioning system | + Auxiliary heater Webasto with timer |
| | | + Second passenger seat | + Central lubrication system |
| | | + Electrically adjustable and heated rearview mirror | + Remote Control |
| | | | + 4 integrated hydraulic jacks |

GOLDHOFER AIRPORT TECHNOLOGY

Location: Donaustrasse 95, 87700 Memmingen/Germany
 Location: Parkstrasse 19-21, 73760 Ostfildern/Germany
 Web: www.goldhofer.com, E-Mail: info@goldhofer.com

SALES

Telephone: +49 8331 15-343,
 E-Mail: sales-airporttechnology@goldhofer.com

SERVICE AND SPARE PARTS

Telephone: +49 8331 962 99 99, Fax: +49 8331 15-247
 E-Mail: service-airporttechnology@goldhofer.com

MADE FOR YOUR MISSION