

A nighttime cityscape featuring a prominent cable-stayed bridge with a yellow crane structure in the foreground. The city lights are visible in the background, and a river flows through the scene.

PLUG-IN HYBRID eDRIVE.

Plug-in Hybrid eDrive

8

CITYBOY

**MAXIMUM PERFORMANCE.
THE CITY BOY
PLUG-IN HYBRID eDRIVE.**

SK487-AT3

40 meter reach / 7.000 kg max / 1.700 kg tip load

Drive 100% electric into the green-zone city center

A reliable and environmentally conscious choice and at the same time an innovative solution to reach places which were unreachable before. With 3 driving modes you have everything within your reach. Diesel, hybrid or 100% electric.



Easy to use for optimal performance

All dashboard functions are fitted in a compact touch screen. A clear and user friendly interface is guiding the driver instinctively through all functions.



Maneuvering by remote for safe setup in tight spaces

By using the remote control the operator can maneuver the crane at the most challenging places.





Electric crane operation

The battery as a buffering energy source is already sufficient to operate electric. Plug your crane to the grid (16A or 25A) to work 100% electric through the day.



Intelligent technologies create new boundaries

The Intelligent Foot Print (IFP) Outrigger Technology® makes it possible to create a wider outrigger spread with a lighter construction. It's possible to set each outrigger in a different position, the safety system adjusts the lifting capacity automatically.

One cabin, one seat, one man.

Driving cabin, elevator and crane cabin in one. The multifunctional driver seat turns automatically from driving to operating position. The fully automatic program erects the crane within 14 minutes.



Operate.



14

Minutes



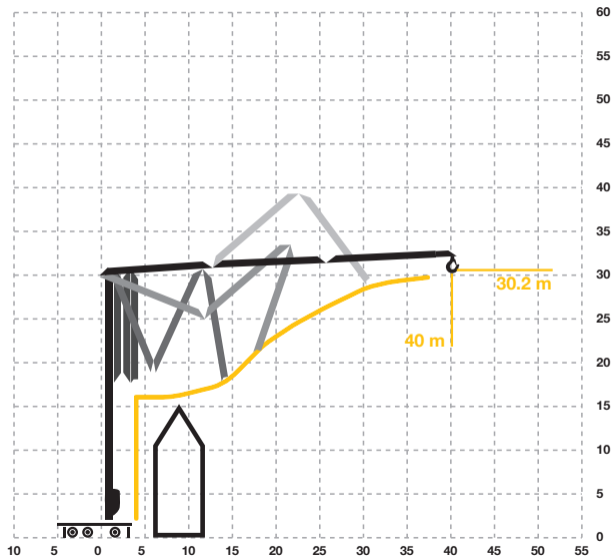
Drive.





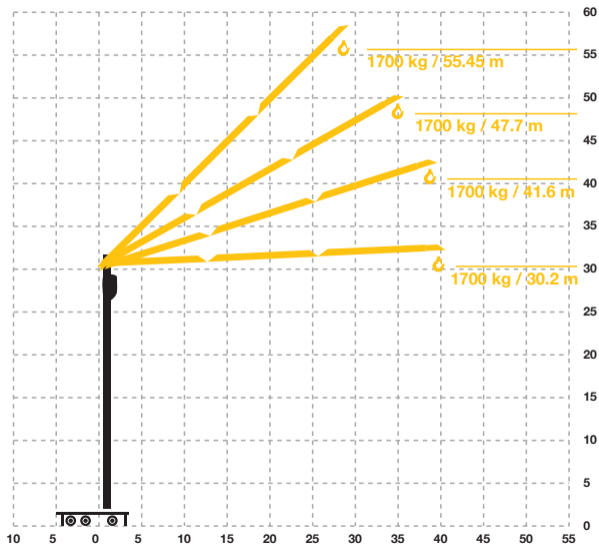
Work efficient and safe through an optimal view

The elevator cabin brings the operator to any preferred height. With an enormous window surface the operator has an optimal view from his ergonomic multifunctional cabin.



High erecting curve

The setup of the crane is possible in the narrow city center. The jib starts unfolding at a height of 17 meters. The total length of the jib is 40 meter.




Incredible crane dimensions

Total weight: 36.000 kg
Max. outrigger force: 315 kN
Outrigger support pads:
1000 x 900 mm
Ground pressure: 0,35 N/mm²
Luffing the jib 15°/30°/45° can
be controlled from the crane cab
or remote control.

Four different tower heights

The crane can be erected at 4 different heights.

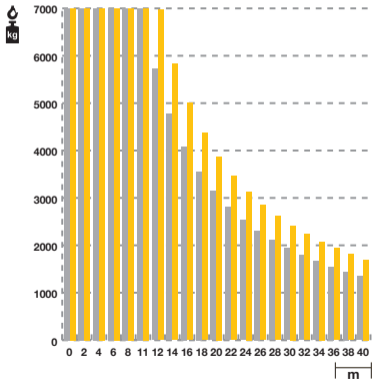
- 30 meter
- 27 meter
- 24 meter
- 21 meter



Lifting Chart*

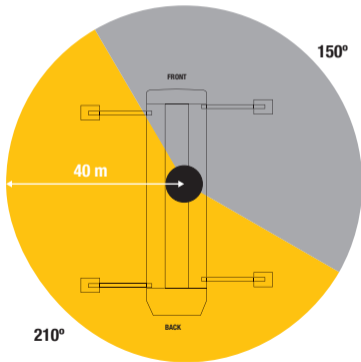
SK487-AT3 150° vs 210°

■ 150° ■ 210°



*Jib horizontal

150° - The maximum tip load is 1350 kg.
 210° - The maximum tip load is 1700 kg.



Changes subject to modifications

Compact truck dimensions

Axle 1: steer / drive axle

Axle 2: steer axle

Axle 3: steer / drive axle

Kessler-axes with disc brakes

Tires:

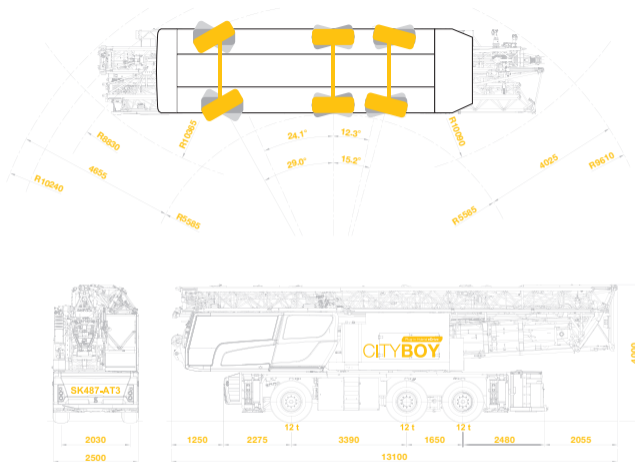
445 / 75 R 22.5

Suspension: Hydro-pneumatic
on all axles

Stroke suspension cylinder:
247 mm

Max. speed carrier: 80 km/h

Overall weight: 36.000 kg



Technical specifications



Range extender



All axles steered



Electric crane operation



100% electric driving mode



IFP®
Outrigger Technology



Incredible crane dimensions



Hydraulic motions

Diesel engine	John Deere 6068HFC09, Stage V, Power: 224 kW / 2400 rpm, Torque: 1141 Nm / 1600 rpm
Generator / electric motor	PM synchronous generator, Power: 170 kW / 2300 rpm, Torque 840 Nm
Drive motor	PM synchronous electric motor, Power: 330 kW / 2600 rpm, Torque: 1900 Nm
Battery	Lithium-ion cells 85 kWh, Max. discharging power: 175 A, Max. charging power: 175 A
Battery performance	Full electric drive range: 30 km at 50 kph. Fully electric crane operation: Approx. 4 hrs.
Cable reel	50 m
Hydraulic pumps	3 hydraulic pumps are mounted for all crane motions which are hydraulic proportional controlled.



www.spieringscranes.com

sales@spieringscranes.com

+31(0)412 69 77 77

Lift to the max.