



**ALL TERRAIN CRANE
AC 100/4L**

120 tons AC capacity class

DATASHEET IMPERIAL

AC 100/4L



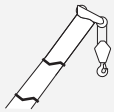
WORKS FOR YOU.™



CONTENTS

AC 100/4L

	Page:
Dimensions	5
Specifications	6
Equipment	7
Counterweight	8



HA

Main boom	9
-----------------	---



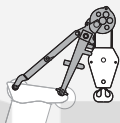
HAV

Folding swing-away jib	15
------------------------------	----



HAV-VA

Variable extension with swing-away jib	21
--	----



MS


Runner	27
--------------	----


Technical description	32
-----------------------------	----





KEY


AC 100/4L


 Counterweight

 Lifting capacities on outriggers · 360°


 Radius


 Main boom


 Swing-away jib


 Runner

 Adapter

 Max. axle loads


 Mechanism


 Tyres


 Hook block


 Hoist


 Dolly


 Travel speed


 Gradeability – road
%

 Gradeability – off road
%


 Slewing

 Boom telescoping


 Boom elevation


 Workings speeds


 Max. line pull


 Rope diameter


 Rope length


 Hook block (capacity-sheaves-rope diameter)


 Number of lines


 Possible load of hook block


 Weight of hook block

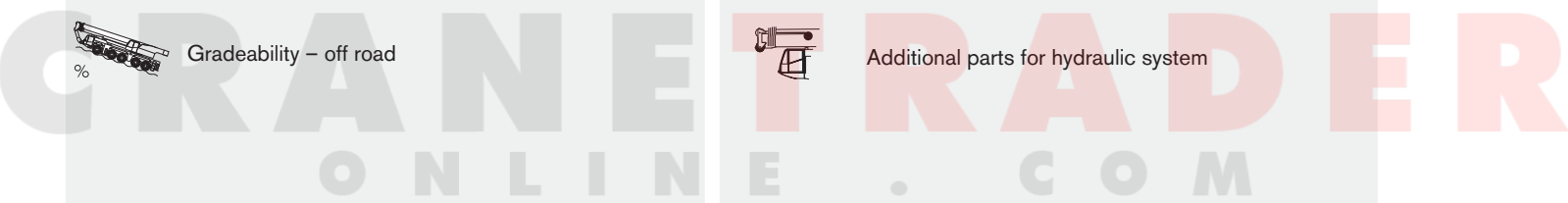
 Distance head sheave axle – hook ground

 Number of sheaves in boom head

 Supporting force

 Length of stroke (support cylinders)

 Additional parts for hydraulic system



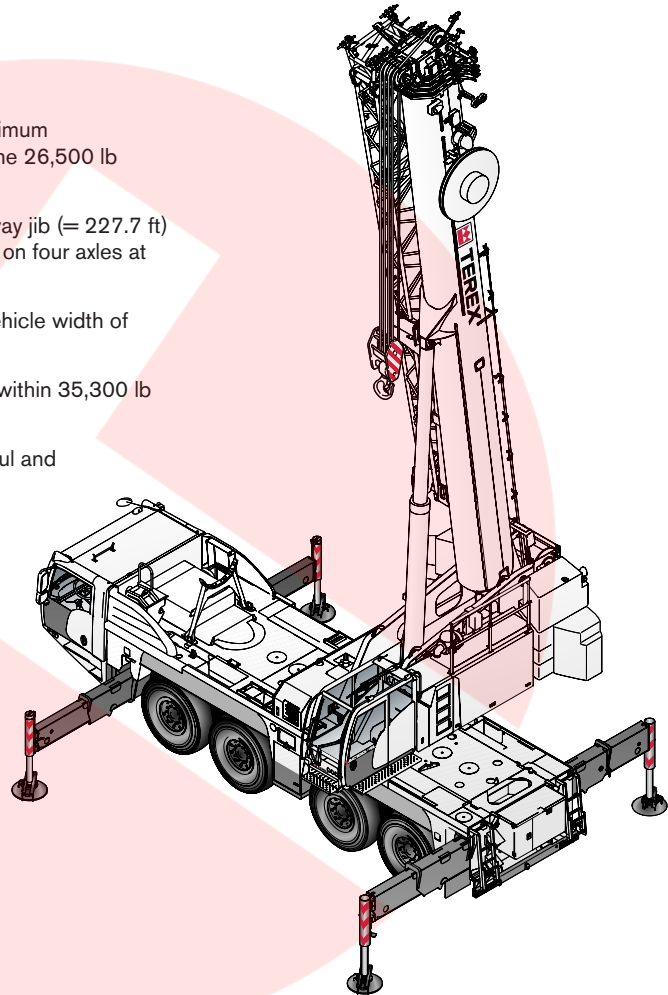


HIGHLIGHTS

AC 100/4L

Features:

- ▶ Highest lifting capacities of any four-axle crane – both with maximum counterweight configuration as well as when remaining inside the 26,500 lb axle load limit
- ▶ With a 194.9 ft telescopic boom and a 32.8 ft folding swing-away jib (= 227.7 ft) this crane disposes of the longest system length that can travel on four axles at 26,500 lb axle load
- ▶ Only four-axle crane in the category above 154,400 lb with a vehicle width of only 8'5" when using 16.00R25-size tyres
- ▶ 11,900 lb counterweight within 26,500 lb axle load, 47,000 lb within 35,300 lb axle load roadable
- ▶ High and economic road and crane performance due to powerful and modern drive train technology
- ▶ Most variable main boom extension system in its class
- ▶ 4 outrigger bases standard



CRANETRADER
ONLINE . COM

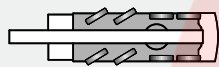


SPECIFICATIONS

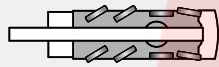
AC 100/4L

	Total										EuroMot 3a Tier3	EuroMot 3b Tier4i
<22,100 lb				On request!						X	X	X
26,500 lb	106,000 lb	8 x 8 x 8	445/95R25	20-1-18	10,400 lb	-	-	-	-	-	X	X
26,500 lb	106,000 lb	8 x 8 x 8	525/80R25	20-1-18	10,400 lb	-	-	-	-	-	X	
26,500 lb	106,000 lb	8 x 6 x 8	385/95R25	-	10,400 lb	32.8 ft	-	-	-	-	X	
26,500 lb	106,000 lb	8 x 8 x 8	445/95R25	-	11,900 lb	-	-	-	-	-	X	
28,700 lb	110,250 lb	8 x 8 x 8	445/95R25	20-1-18	11,900 lb	62.3 ft	-	-	-	-	X	X
32,000 lb	123,500 lb	8 x 8 x 8	445/95R25	50-3-18	22,300 lb	62.3 ft	-	-	-	-	X	X
36,400 lb	145,500 lb	8 x 8 x 8	445/95R25	20-1-18	43,700 lb	62.3 ft hydr.	-	X	-	-	X	X
36,400 lb	145,500 lb	8 x 8 x 8	445/95R25	-	47,000 lb	62.3 ft	-	-	-	-	X	X

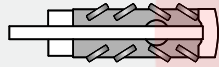
Further configurations on request!



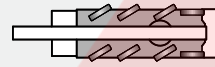
1 Highway > 28 mph



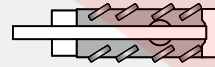
2 City < 28 mph



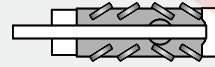
3* Minimum turning radius < 3 mph



4* Off-wall



5* Crab steer mode



6* All wheel steering

* must be activated

94,800 lb	134,500 lb	50 mph ¹⁾
	22.4"	25.2"

¹⁾ Depending on tire type, size and country specific legislation

	385/95 R25 14.00 R25	445/95 R25 16.00 R25	525/80 R25 20.50 R25
	45 %	40 %	40 %
	> 70 %	> 60 %	> 60 %

1	377.3 ft/min	14,500 lb	0.72"	870 ft
2	377.3 ft/min	14,500 lb	0.72"	870 ft
	1.4 min ⁻¹			
	395 s (39.4-194.9 ft)			
	60 s (0°-82°)			

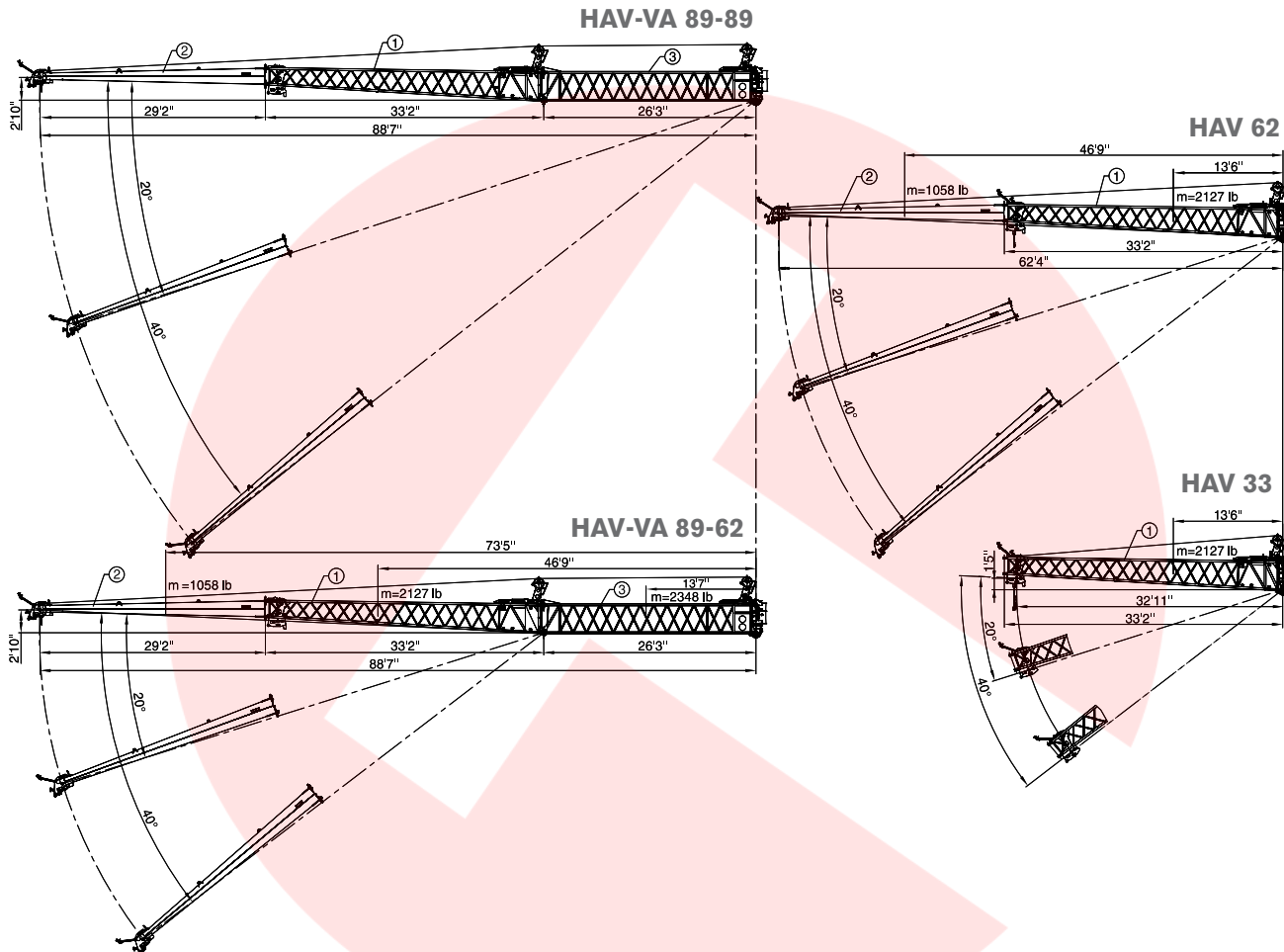
1	14.5 kip	8-0-18	5	-	375 lb	3.3 ft
2	29.0 kip	20-1-18	5	-	662 lb	5.9 ft
3	43.6 kip	20-1-18	5	-	662 lb	5.9 ft
4	58.1 kip	50-3-18	5	-	1,210 lb	5.9 ft
5	72.6 kip	50-3-18	5	-	1,210 lb	5.9 ft
6	87.1 kip	50-3-18	5	-	1,210 lb	5.9 ft
7	101.6 kip	50-3-18	5	-	1,210 lb	5.9 ft
8	116.1 kip	80-5-18	5	-	1,430 lb	6.6 ft
9	130.7 kip	80-5-18	5	-	1,430 lb	6.6 ft
10	145.2 kip	80-5-18	5	-	1,430 lb	6.6 ft
11	159.7 kip	80-5-18	5+S1	-	1,430 lb	6.6 ft
12	174.2 kip	100-7-18	5+S1	-	1,650 lb	6.6 ft
13	176.4 kip	100-7-18	5+S1	-	1,650 lb	6.6 ft



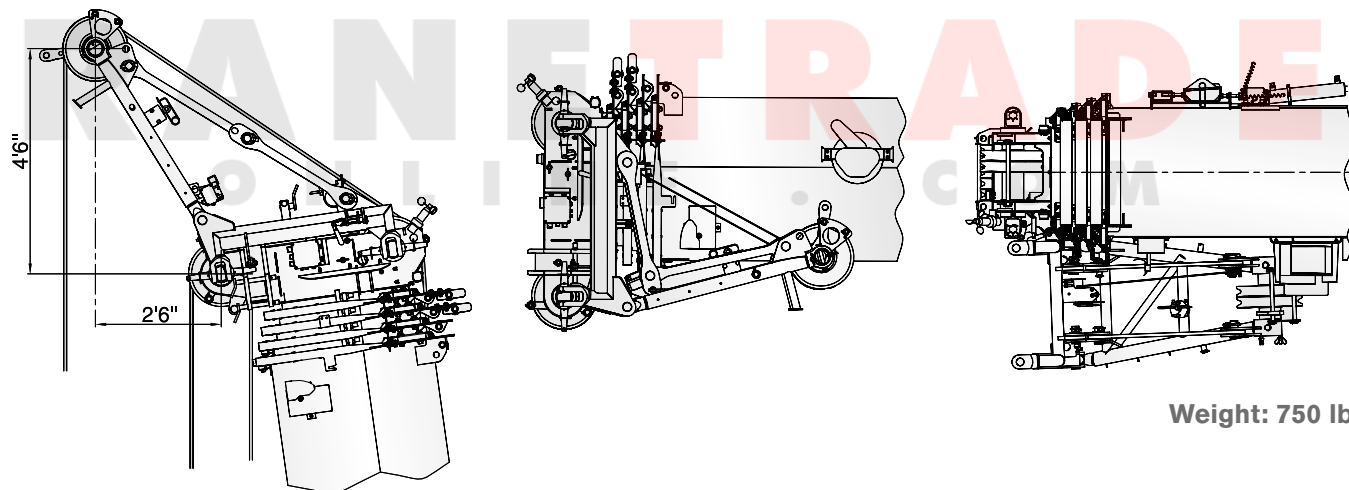
EQUIPMENT

AC 100/4L

HAV / HAV-VA



MS

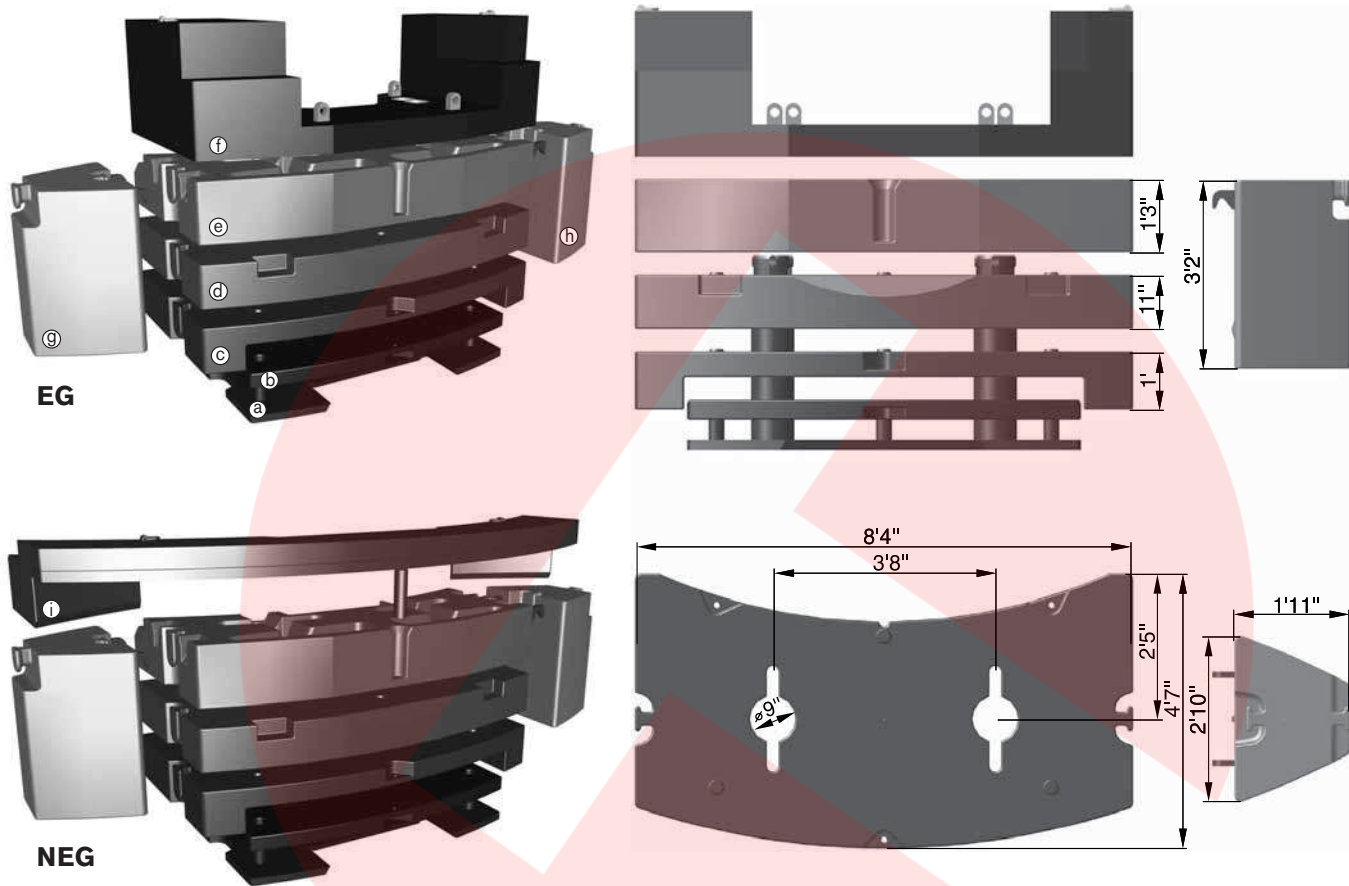




COUNTERWEIGHT

AC 100/4L

Parts



Configurations

	EG	NEG	(a) 1.5 kip	(b) 3.3 kip	(c) 7.0 kip	(d) 11.5 kip	(e) 13.2 kip	(f) 10.4 kip	(g) 5.3 kip	(h) 5.3 kip	(i) 10.4 kip
1.5 kip	X	X	X								
4.9 kip	X	X	X	X							
8.6 kip	X	X	X		X						
10.4 kip	X							X			
11.9 kip	X		X					X			
11.9 kip	X	X	X	X	X						
15.2 kip	X		X	X				X			
19.0 kip	X		X		X			X			
20.1 kip	X	X	X		X	X					
22.3 kip	X		X	X	X			X			
23.4 kip	X	X	X	X	X	X					
30.4 kip	X		X		X	X		X			
33.3 kip	X	X	X		X	X	X				
33.7 kip	X		X	X	X	X		X			
36.6 kip	X	X	X	X	X	X	X				
43.7 kip	X		X		X	X	X	X			
43.9 kip	X	X	X		X	X	X		X	X	
47.0 kip	X		X	X	X	X	X	X			
47.2 kip	X	X	X	X	X	X	X		X	X	
54.2 kip	X		X		X	X	X	X	X	X	
54.2 kip		X	X		X	X	X		X	X	X
57.5 kip	X		X	X	X	X	X	X	X	X	
57.5 kip		X	X	X	X	X	X		X	X	X


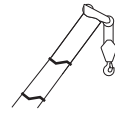


TEREX®



HA

AC 100/4L



* Capacity class

**HA****AC 100/4L**




		57,500 lb		26.6 ft x 23.6 ft												360°		85 %	
		(0°)																	
		ft		1,000 lb												ft			
		ft														ft			
		39.4	53.5	67.3	81.4	95.5	109.6	123.4	132.5	146.7	163.7	165.4	167.0	179.1	194.9				
		240.0*	-	-	-	-	-	-	-	-	-	-	-	-	-	-	-	-	
10		175.2	161.4	157.6	153.0	130.5	-	-	-	-	-	-	-	-	-	-	-	10	
12		160.3	145.3	144.1	139.7	127.0	-	-	-	-	-	-	-	-	-	-	-	12	
14		147.4	131.6	131.9	128.3	121.9	103.8	-	-	-	-	-	-	-	-	-	-	14	
16		136.0	119.4	120.1	118.7	116.3	97.8	-	-	-	-	-	-	-	-	-	-	16	
18		126.0	109.5	110.2	109.6	109.0	92.3	69.8	-	-	-	-	-	-	-	-	-	18	
20		115.9	100.2	101.6	101.0	101.4	86.9	68.4	59.6	-	-	-	-	-	-	-	-	20	
24		93.9	85.9	87.7	87.9	87.5	77.3	65.6	55.1	-	-	-	-	-	-	-	-	24	
28		-	-	76.6	76.8	76.5	70.4	62.3	50.8	43.0	-	-	-	-	-	-	-	28	
32		-	-	67.6	68.0	67.6	63.4	58.2	46.7	40.1	33.9	-	-	-	-	-	-	32	
36		-	-	59.7	60.1	59.7	58.6	53.8	43.3	37.3	32.1	20.3	25.9	23.4	-	-	-	36	
40		-	-	-	52.6	52.2	53.5	49.4	40.1	34.7	30.4	19.7	25.4	23.0	20.0	14.6	14.6	40	
48		-	-	-	41.4	43.1	42.4	41.1	34.2	30.5	26.9	18.2	23.3	21.2	19.4	14.6	14.6	48	
56		-	-	-	-	34.2	33.5	32.2	30.3	26.6	23.8	16.7	21.1	19.6	18.5	14.6	14.6	56	
64		-	-	-	-	27.8	27.2	25.8	26.7	23.5	21.0	15.1	19.0	18.0	17.2	14.4	14.4	64	
72		-	-	-	-	15.9	22.4	23.4	22.1	20.6	19.0	13.7	17.0	16.1	15.9	13.7	13.7	72	
80		-	-	-	-	-	9.8	20.0	18.7	18.4	16.8	12.6	15.4	15.0	14.6	12.7	12.7	80	
88		-	-	-	-	-	-	17.2	15.8	16.4	15.0	11.3	14.0	13.7	13.3	11.9	11.9	88	
96		-	-	-	-	-	-	12.6	14.6	14.0	13.6	10.2	12.3	12.5	12.2	10.9	10.9	96	
104		-	-	-	-	-	-	-	13.2	11.9	11.9	9.4	10.2	11.4	11.0	10.0	10.0	104	
112		-	-	-	-	-	-	-	-	11.0	10.3	8.6	8.5	9.8	9.2	9.2	9.2	112	
120		-	-	-	-	-	-	-	-	8.8	9.1	7.7	7.2	8.5	8.3	7.8	7.8	120	
128		-	-	-	-	-	-	-	-	-	8.2	7.1	5.8	7.3	7.3	6.6	6.6	128	
136		-	-	-	-	-	-	-	-	-	7.1	6.7	4.8	6.2	6.2	5.5	5.5	136	
144		-	-	-	-	-	-	-	-	-	-	6.2	3.8	5.1	5.3	4.5	4.5	144	
152		-	-	-	-	-	-	-	-	-	-	-	-	-	4.5	3.6	3.6	152	
160		-	-	-	-	-	-	-	-	-	-	-	-	-	3.7	2.9	2.9	160	
168		-	-	-	-	-	-	-	-	-	-	-	-	-	-	2.2	1.6	1.6	168
176		-	-	-	-	-	-	-	-	-	-	-	-	-	-	-	1.6	1.6	176


* Capacity class




CRANETRADER
ONLINE . COM

**HA****AC 100/4L**

 47,000 lb	 26.6 ft x 23.6 ft	360°	85 %
--	--	-------------	-------------

	 ft	 ft	39.4	53.5	67.3	81.4	95.5	109.6	123.4	132.5	146.7	163.7	165.4	167.0	179.1	194.9	 ft
	1,000 lb																ft
10	160.9	157.6	153.0	130.5	-	-	-	-	-	-	-	-	-	-	-	-	10
12	144.7	144.0	139.7	127.0	-	-	-	-	-	-	-	-	-	-	-	-	12
14	130.4	131.1	128.3	121.9	103.8	-	-	-	-	-	-	-	-	-	-	-	14
16	118.1	119.0	118.4	116.3	97.8	-	-	-	-	-	-	-	-	-	-	-	16
18	108.2	109.1	108.9	108.7	92.3	69.8	-	-	-	-	-	-	-	-	-	-	18
20	99.1	100.9	100.9	100.7	86.9	68.4	59.6	-	-	-	-	-	-	-	-	-	20
24	85.1	86.8	87.1	86.7	77.3	65.6	55.1	-	-	-	-	-	-	-	-	-	24
28	-	75.6	75.9	75.4	70.4	62.3	50.8	43.0	-	-	-	-	-	-	-	-	28
32	-	65.2	65.6	64.9	63.3	58.2	46.7	40.1	33.9	-	-	-	-	-	-	-	32
36	-	56.4	56.8	56.1	56.9	53.5	43.3	37.3	32.1	20.3	25.9	23.4	-	-	-	-	36
40	-	-	48.8	50.8	49.9	48.3	40.1	34.7	30.4	19.7	25.4	23.0	20.0	14.6	-	-	40
48	-	-	38.4	38.4	37.5	36.2	33.8	30.5	26.9	18.2	23.3	21.2	19.4	14.6	-	-	48
56	-	-	-	30.1	29.5	28.3	28.9	26.2	23.8	16.7	21.1	19.6	18.5	14.6	-	-	56
64	-	-	-	24.4	23.7	24.6	23.5	22.2	21.0	15.1	19.0	18.0	17.2	14.4	-	-	64
72	-	-	-	15.9	21.2	20.6	19.3	19.7	18.3	13.7	17.0	16.1	15.9	13.7	-	-	72
80	-	-	-	-	9.8	17.2	17.1	16.6	16.2	12.6	15.0	15.0	14.6	12.7	-	-	80
88	-	-	-	-	-	14.7	15.1	14.0	14.0	11.3	12.2	13.5	12.9	11.9	-	-	88
96	-	-	-	-	-	10.3	13.0	12.6	11.8	10.2	10.1	11.5	10.8	10.6	-	-	96
104	-	-	-	-	-	-	11.2	11.0	10.5	9.4	8.2	9.5	9.6	8.8	-	-	104
112	-	-	-	-	-	-	-	9.4	9.0	8.6	6.5	8.1	8.1	7.4	-	-	112
120	-	-	-	-	-	-	-	7.0	7.8	7.7	5.3	6.7	6.8	6.1	-	-	120
128	-	-	-	-	-	-	-	-	7.2	6.6	4.2	5.5	5.7	4.8	-	-	128
136	-	-	-	-	-	-	-	-	5.5	5.5	3.3	4.6	4.7	3.9	-	-	136
144	-	-	-	-	-	-	-	-	-	4.7	2.5	3.8	3.8	3.1	-	-	144
152	-	-	-	-	-	-	-	-	-	-	-	-	3.0	2.3	-	-	152
160	-	-	-	-	-	-	-	-	-	-	-	-	-	2.4	-	-	160

 43,700 lb	 26.6 ft x 23.6 ft	360°	85 %
--	--	-------------	-------------

	 ft	 ft	39.4	53.5	67.3	81.4	95.5	109.6	123.4	132.5	146.7	163.7	165.4	167.0	179.1	194.9	 ft
	1,000 lb																ft
10	160.7	157.6	153.0	130.5	-	-	-	-	-	-	-	-	-	-	-	-	10
12	144.4	143.9	139.7	127.0	-	-	-	-	-	-	-	-	-	-	-	-	12
14	129.9	130.7	128.3	121.9	103.8	-	-	-	-	-	-	-	-	-	-	-	14
16	117.8	118.5	118.0	116.3	97.8	-	-	-	-	-	-	-	-	-	-	-	16
18	108.0	108.8	108.5	108.5	92.3	69.8	-	-	-	-	-	-	-	-	-	-	18
20	98.9	100.5	100.7	100.4	86.9	68.4	59.6	-	-	-	-	-	-	-	-	-	20
24	84.7	86.5	86.7	86.2	77.3	65.6	55.1	-	-	-	-	-	-	-	-	-	24
28	-	74.9	75.2	74.6	70.4	62.3	50.8	43.0	-	-	-	-	-	-	-	-	28
32	-	63.9	64.3	63.8	63.3	58.2	46.7	40.1	33.9	-	-	-	-	-	-	-	32
36	-	54.9	55.2	55.0	56.1	52.6	43.3	37.3	32.1	20.3	25.9	23.4	-	-	-	-	36
40	-	-	47.4	48.8	48.1	46.6	40.1	34.7	30.4	19.7	25.4	23.0	20.0	14.6	-	-	40
48	-	-	37.0	37.0	36.1	34.7	33.4	30.5	26.9	18.2	23.3	21.2	19.4	14.6	-	-	48
56	-	-	-	29.0	28.3	28.2	28.0	25.6	23.8	16.7	21.1	19.6	18.5	14.6	-	-	56
64	-	-	-	23.5	23.5	23.7	22.4	22.2	20.5	15.1	19.0	18.0	17.2	14.4	-	-	64
72	-	-	-	15.9	20.4	19.7	18.8	18.8	17.9	13.7	17.0	16.1	15.9	13.7	-	-	72
80	-	-	-	-	9.8	16.6	17.0	15.7	15.7	12.6	14.1	14.9	14.4	12.7	-	-	80
88	-	-	-	-	-	14.4	14.5	13.9	13.2	11.3	11.5	12.9	12.2	11.7	-	-	88
96	-	-	-	-	-	9.5	12.3	12.3	11.7	10.2	9.4	10.7	10.7	10.1	-	-	96
104	-	-	-	-	-	-	10.9	10.4	9.9	9.4	7.5	9.0	9.1	8.4	-	-	104
112	-	-	-	-	-	-	-	9.0	8.5	8.5	6.1	7.4	7.6	6.8	-	-	112
120	-	-	-	-	-	-	-	6.6	7.7	7.2	4.8	6.1	6.3	5.5	-	-	120
128	-	-	-	-	-	-	-	-	6.8	6.2	3.7	5.1	5.2	4.4	-	-	128
136	-	-	-	-	-	-	-	-	5.1	5.1	2.8	4.1	4.2	3.5	-	-	136
144	-	-	-	-	-	-	-	-	-	4.2	2.0	3.3	3.3	2.7	-	-	144
152	-	-	-	-	-	-	-	-	-	-	-	-	2.6	-	-	-	152
160	-	-	-	-	-	-	-	-	-	-	-	-	-	2.0	-	-	160

**HA****AC 100/4L**

		10,400 lb															
		26.6 ft x 23.6 ft															
		360°														85 %	
		1,000 lb															
ft	ft	39.4	53.5	67.3	81.4	95.5	109.6	123.4	132.5	146.7	163.7	165.4	167.0	179.1	194.9	ft	
10		157.1	157.4	153.0	130.5	-	-	-	-	-	-	-	-	-	-	10	
12		140.0	140.7	139.4	127.0	-	-	-	-	-	-	-	-	-	-	12	
14		125.7	126.6	126.2	121.9	103.8	-	-	-	-	-	-	-	-	-	14	
16		113.8	114.7	115.4	111.6	97.6	-	-	-	-	-	-	-	-	-	16	
18		102.1	103.4	103.1	96.9	86.2	69.8	-	-	-	-	-	-	-	-	18	
20		90.3	93.0	90.4	82.7	74.0	67.7	59.5	-	-	-	-	-	-	-	20	
24		67.4	71.0	69.2	67.7	62.7	56.8	52.6	-	-	-	-	-	-	-	24	
28		-	52.8	55.8	54.7	51.1	47.1	43.4	40.2	-	-	-	-	-	-	28	
32		-	42.6	43.9	43.9	42.4	40.5	38.0	34.7	32.1	-	-	-	-	-	32	
36		-	35.1	36.4	36.4	35.4	35.6	32.6	30.6	28.2	20.3	25.1	23.4	-	-	36	
40		-	-	30.0	30.0	31.3	30.4	29.1	27.4	26.0	19.7	23.3	22.9	19.9	14.6	40	
48		-	-	22.4	23.4	23.1	23.5	22.9	22.6	21.2	18.2	17.3	19.0	17.6	14.4	48	
56		-	-	-	18.2	18.5	18.1	18.1	17.4	16.6	15.8	12.9	14.5	14.1	12.3	56	
64		-	-	-	14.4	14.4	14.2	14.2	14.0	13.7	12.3	9.5	11.0	10.6	9.0	64	
72		-	-	-	11.5	11.5	11.5	11.1	11.3	10.6	9.5	6.7	8.2	8.0	6.4	72	
80		-	-	-	-	9.6	9.2	8.7	9.1	8.3	7.5	4.8	6.3	5.9	4.6	80	
88		-	-	-	-	-	7.4	7.0	7.2	6.5	5.8	3.2	4.6	4.4	3.1	88	
96		-	-	-	-	-	5.9	5.5	5.7	5.0	4.4	-	3.3	3.2	-	96	
104		-	-	-	-	-	-	4.3	4.5	3.9	3.2	-	2.1	2.1	-	104	
112		-	-	-	-	-	-	-	3.5	2.8	2.2	-	-	-	-	112	
120		-	-	-	-	-	-	-	-	2.0	-	-	-	-	-	120	

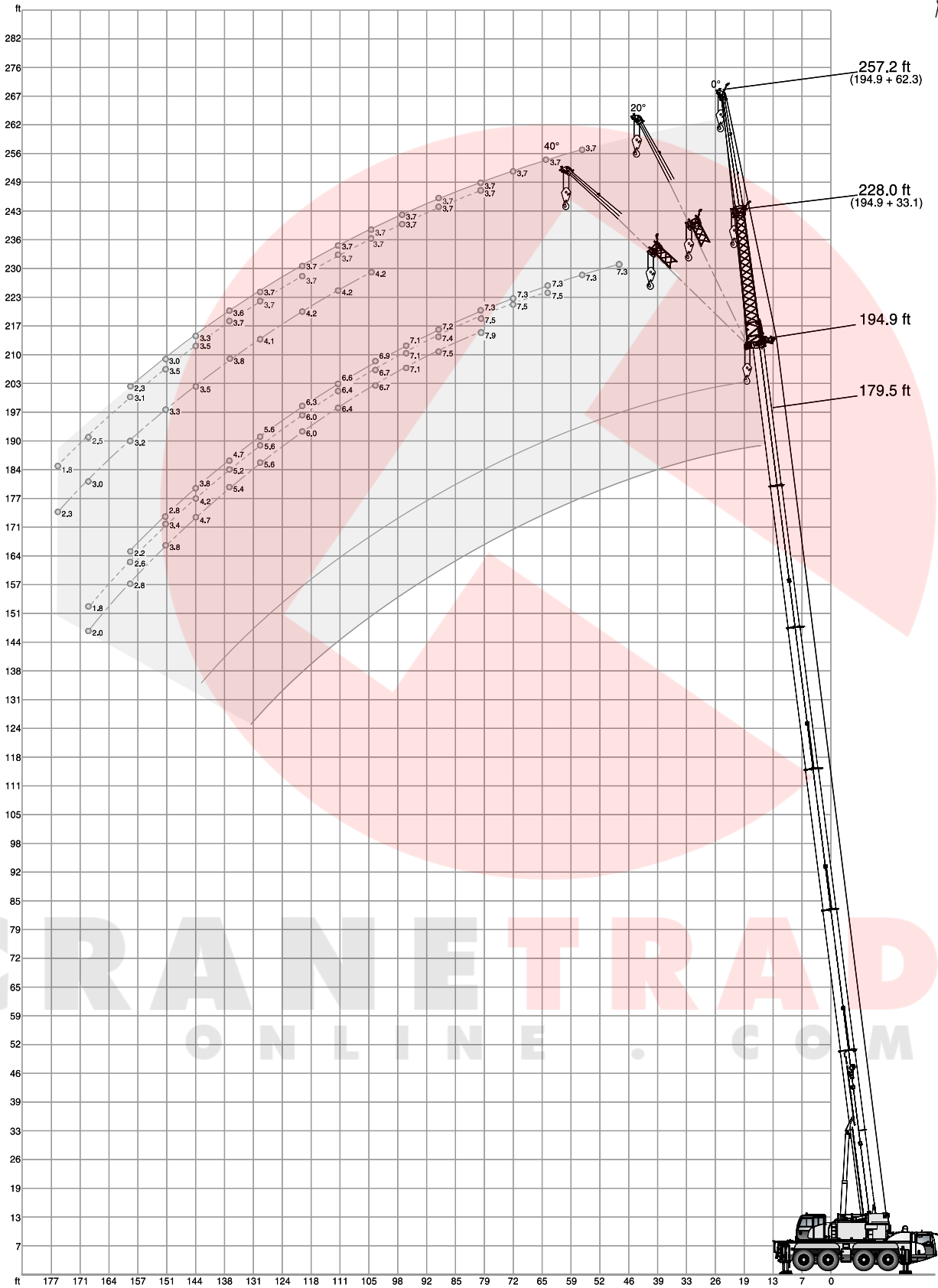
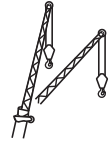
Telescoping capacities

		26.6 ft x 23.6 ft												
		360°											85 %	
		1,000 lb												
ft	ft	53.5	67.3	81.4	95.5	109.6	123.4	132.5	146.7	163.7	179.1	ft		
10		60.8	55.9	51.9	-	-	-	-	-	-	-	10		
12		58.1	54.9	50.9	-	-	-	-	-	-	-	12		
14		57.6	54.1	49.8	48.7	-	-	-	-	-	-	14		
16		57.2	53.3	48.9	47.6	-	-	-	-	-	-	16		
18		57.0	52.6	48.0	46.6	41.1	-	-	-	-	-	18		
20		56.9	51.8	47.1	45.8	40.2	39.6	-	-	-	-	20		
24		56.7	48.4	45.9	43.8	38.6	37.8	-	-	-	-	24		
28		57.2	47.5	45.4	40.5	37.1	35.4	32.1	-	-	-	28		
32		58.4	46.8	42.1	37.9	35.8	32.9	30.7	29.0	-	-	32		
36		54.8	46.5	40.3	35.8	34.6	30.9	28.5	27.4	23.4	-	36		
40		-	45.7	39.0	34.9	33.6	29.6	26.3	25.6	22.9	18.0	40		
48		-	37.8	34.8	33.2	31.3	25.5	24.5	23.7	19.9	16.8	48		
56		-	-	29.5	29.9	28.3	23.7	22.9	21.5	17.1	14.5	56		
64		-	-	25.2	24.6	25.3	22.3	21.4	19.4	14.8	12.5	64		
72		-	-	9.5	20.4	21.5	20.1	20.3	17.9	12.6	10.6	72		
80		-	-	-	2.6	18.1	17.2	17.4	16.3	11.3	9.1	80		
88		-	-	-	-	15.6	15.7	14.8	14.7	9.9	8.1	88		
96		-	-	-	-	11.4	13.8	12.7	12.7	8.6	7.2	96		
104		-	-	-	-	-	12.1	10.8	10.8	7.6	6.1	104		
112		-	-	-	-	-	-	9.4	9.4	6.8	5.3	112		
120		-	-	-	-	-	-	8.1	8.1	6.0	4.7	120		
128		-	-	-	-	-	-	-	6.8	5.3	4.1	128		
136		-	-	-	-	-	-	-	5.9	4.8	3.4	136		
144		-	-	-	-	-	-	-	-	4.2	3.1	144		
152		-	-	-	-	-	-	-	-	-	2.6	152		
160		-	-	-	-	-	-	-	-	-	2.3	160		



HAV

AC 100/4L





HAV

AC 100/4L

57,500 lb		26.6 ft x 23.6 ft		360°		85 %								
194.9 ft				179.5 ft										
		33.1 ft		62.3 ft				33.1 ft		62.3 ft				
		0°	20°	40°	0°	20°	40°	0°	20°	40°	0°	20°	40°	
ft		1,000 lb						ft		1,000 lb				
48	7.3	-	-	-	-	-	-	48	10.4	-	-	5.5	-	-
56	7.3	-	-	-	3.7	-	-	56	10.4	-	-	5.5	-	-
64	7.3	7.5	-	-	3.7	-	-	64	10.4	10.4	-	5.5	-	-
72	7.3	7.5	-	-	3.7	-	-	72	10.4	10.4	-	5.5	-	-
80	7.3	7.5	7.9	-	3.7	3.7	-	80	9.9	10.3	10.5	5.5	5.5	-
88	7.2	7.4	7.5	-	3.7	3.7	-	88	9.6	10.0	10.2	5.5	5.5	-
96	7.1	7.1	7.1	-	3.7	3.7	-	96	9.2	9.4	9.6	5.5	5.5	6.2
104	6.9	6.7	6.7	-	3.7	3.7	4.2	104	8.7	8.9	8.9	5.5	5.5	6.0
112	6.6	6.4	6.4	-	3.7	3.7	4.2	112	8.1	8.1	8.3	5.5	5.5	5.7
120	6.3	6.0	6.0	-	3.7	3.7	4.2	120	7.2	7.6	7.8	5.4	5.5	5.5
128	5.6	5.6	5.6	-	3.7	3.7	4.1	128	5.9	6.7	7.0	5.2	5.5	5.4
136	4.7	5.2	5.4	-	3.6	3.7	3.8	136	5.4	5.5	5.8	4.9	5.4	5.3
144	3.8	4.2	4.7	-	3.3	3.5	3.5	144	4.5	4.9	4.9	4.0	5.1	5.1
152	2.8	3.4	3.8	-	3.0	3.5	3.3	152	3.6	4.1	4.5	3.5	4.3	4.8
160	2.2	2.6	2.8	-	2.3	3.1	3.2	160	2.9	3.3	3.5	3.1	3.5	4.1
168	-	1.8	2.0	-	-	2.5	3.0	168	2.2	2.6	2.7	2.4	3.0	3.1
176	-	-	-	-	-	1.8	2.3	176	-	1.9	-	1.8	2.5	2.7
								184	-	-	-	-	-	2.2

165.4 ft				39.4 ft										
		33.1 ft		62.3 ft				33.1 ft		62.3 ft				
		0°	20°	40°	0°	20°	40°	0°	20°	40°	0°	20°	40°	
ft		1,000 lb						ft		1,000 lb				
40	13.9	-	-	-	-	-	-	10	29.1	-	-	19.2	-	-
48	13.9	-	-	-	7.7	-	-	12	29.1	-	-	19.1	-	-
56	13.8	13.9	-	-	7.7	-	-	14	29.1	-	-	18.8	-	-
64	13.5	13.6	-	-	7.7	-	-	16	29.1	-	-	18.6	-	-
72	12.8	13.0	13.2	-	7.7	-	-	18	29.1	28.7	-	18.4	-	-
80	12.0	12.4	12.4	-	7.5	7.5	-	20	29.1	28.0	-	18.2	-	-
88	11.2	11.4	11.6	-	7.4	7.5	-	24	28.9	26.0	-	17.5	-	-
96	10.4	10.5	10.7	-	7.3	7.5	7.1	28	28.0	24.4	20.3	17.0	-	-
104	9.6	9.6	9.8	-	7.3	7.3	6.9	32	26.9	22.8	19.3	16.3	-	-
112	8.3	8.8	9.0	-	6.8	7.0	6.8	36	25.5	21.5	18.5	15.6	13.6	-
120	7.5	7.7	8.1	-	6.5	6.8	6.6	40	24.0	20.3	17.8	14.9	12.9	-
128	6.6	7.1	7.2	-	5.8	6.6	6.6	48	20.9	18.3	16.8	13.3	11.6	-
136	5.5	6.2	6.4	-	5.1	5.9	6.3	56	18.3	17.1	-	12.1	10.7	9.2
144	4.7	5.1	5.3	-	4.9	5.1	5.8	64	-	-	-	11.0	9.9	8.7
152	4.1	4.1	4.3	-	3.9	4.6	4.7	72	-	-	-	9.9	9.1	8.2
160	3.7	3.7	-	-	3.1	3.9	4.5	80	-	-	-	9.1	8.6	-
168	3.3	3.4	-	-	2.7	3.3	3.8							
176	2.5	2.8	-	-	2.5	2.5	3.0							
184	-	-	-	-	2.2	2.2	-							
192	-	-	-	-	-	2.1	-							



HAV

AC 100/4L

47,000 lb		26.6 ft x 23.6 ft		360°		85 %							
194.9 ft				179.5 ft									
		33.1 ft		62.3 ft				33.1 ft		62.3 ft			
		0°	20°	40°	0°	20°	40°	0°	20°	40°	0°	20°	40°
ft		1,000 lb											
48		7.3	-	-	-	-	-	10.4	-	-	5.5	-	-
56		7.3	-	-	3.7	-	-	10.4	-	-	5.5	-	-
64		7.3	7.5	-	3.7	-	-	10.4	10.4	-	5.5	-	-
72		7.3	7.5	-	3.7	-	-	10.4	10.4	-	5.5	-	-
80		7.3	7.5	7.9	3.7	3.7	-	9.9	10.3	10.5	5.5	5.5	-
88		7.2	7.4	7.5	3.7	3.7	-	9.6	10.0	10.2	5.5	5.5	-
96		7.1	7.1	7.1	3.7	3.7	-	9.2	9.4	9.6	5.5	5.5	6.2
104		6.9	6.7	6.7	3.7	3.7	4.2	8.1	8.9	8.9	5.5	5.5	6.0
112		6.3	6.4	6.4	3.7	3.7	4.2	6.8	7.6	8.3	5.5	5.5	5.7
120		5.0	5.9	6.0	3.7	3.7	4.2	6.1	6.3	6.7	5.3	5.5	5.5
128		4.1	4.8	5.3	3.5	3.7	4.1	5.0	5.4	5.6	4.3	5.4	5.4
136		3.1	3.8	4.2	2.8	3.7	3.8	4.0	4.6	4.9	3.8	4.7	5.3
144		2.2	2.9	3.3	2.0	3.1	3.5	3.1	3.6	4.0	3.1	3.8	4.7
152		-	-	2.3	-	2.4	3.2	2.3	2.8	3.0	2.4	3.2	3.6
160		-	-	-	-	-	2.6	-	2.0	2.2	-	2.6	3.1
168		-	-	-	-	-	1.8	-	-	-	-	1.9	2.5
176		-	-	-	-	-	-	-	-	-	-	-	1.7

165.4 ft				39.4 ft									
		33.1 ft		62.3 ft				33.1 ft		62.3 ft			
		0°	20°	40°	0°	20°	40°	0°	20°	40°	0°	20°	40°
ft		1,000 lb											
40		13.9	-	-	-	-	-	29.1	-	-	19.2	-	-
48		13.9	-	-	7.7	-	-	29.1	-	-	19.1	-	-
56		13.8	13.9	-	7.7	-	-	29.1	-	-	18.8	-	-
64		13.5	13.6	-	7.7	-	-	29.1	-	-	18.6	-	-
72		12.8	13.0	13.2	7.7	-	-	29.1	28.7	-	18.4	-	-
80		12.0	12.4	12.4	7.5	7.5	-	29.1	28.0	-	18.2	-	-
88		11.2	11.4	11.6	7.4	7.5	-	28.9	26.0	-	17.5	-	-
96		9.7	10.5	10.7	7.3	7.5	7.1	28.0	24.4	20.3	17.0	-	-
104		8.9	8.9	9.6	7.3	7.3	6.9	26.9	22.8	19.3	16.3	-	-
112		7.4	8.3	8.3	6.5	7.0	6.8	25.5	21.5	18.5	15.6	13.6	-
120		6.1	7.0	7.4	5.7	6.6	6.6	24.0	20.3	17.8	14.9	12.9	-
128		5.5	5.6	6.1	5.2	5.6	6.4	20.9	18.3	16.8	13.3	11.6	-
136		4.8	5.0	5.0	4.2	5.2	5.5	18.3	17.1	-	12.1	10.7	9.2
144		4.0	4.4	4.6	3.5	4.4	4.9	-	-	-	11.0	9.9	8.7
152		3.2	3.6	3.8	3.2	3.4	4.1	-	-	-	9.9	9.1	8.2
160		2.5	2.8	-	2.7	3.0	3.3	-	-	-	9.1	8.6	-
168		1.9	2.2	-	2.2	2.6	2.7	-	-	-	-	-	-
176		-	-	-	-	2.1	2.3	-	-	-	-	-	-



HAV

AC 100/4L

22,300 lb 26.6 ft x 23.6 ft 360° 85 %

194.9 ft							
ft	33.1 ft			62.3 ft			1,000 lb
	0°	20°	40°	0°	20°	40°	
48	7.3	-	-	-	-	-	-
56	7.3	-	-	3.7	-	-	-
64	7.3	7.5	-	3.7	-	-	-
72	7.3	7.5	-	3.7	-	-	-
80	6.8	7.4	7.9	3.7	3.7	-	-
88	5.0	6.4	7.3	3.7	3.7	-	-
96	3.5	4.7	5.8	3.1	3.7	-	-
104	2.3	3.4	4.4	1.9	3.7	4.2	-
112	-	-	3.0	-	2.6	4.1	-
120	-	-	-	-	-	3.1	-
128	-	-	-	-	-	2.2	-

179.5 ft							
ft	33.1 ft			62.3 ft			1,000 lb
	0°	20°	40°	0°	20°	40°	
48	10.4	-	-	5.5	-	-	-
56	10.4	-	-	5.5	-	-	-
64	10.4	10.4	-	5.5	-	-	-
72	9.7	10.4	-	5.5	-	-	-
80	8.3	9.1	10.2	5.5	5.5	-	-
88	6.5	7.6	8.2	5.1	5.5	-	-
96	4.9	6.0	6.8	4.3	5.5	6.2	-
104	3.7	4.6	5.5	3.2	4.7	6.0	-
112	2.6	3.5	4.1	-	3.9	4.8	-
120	-	2.5	3.1	-	2.8	4.2	-
128	-	-	2.1	-	1.9	3.1	-
136	-	-	-	-	-	2.2	-

165.4 ft							
ft	33.1 ft			62.3 ft			1,000 lb
	0°	20°	40°	0°	20°	40°	
40	13.9	-	-	-	-	-	-
48	13.9	-	-	7.7	-	-	-
56	13.8	13.9	-	7.7	-	-	-
64	12.7	13.6	-	7.7	-	-	-
72	11.0	11.7	13.2	7.7	-	-	-
80	8.7	10.2	10.6	7.2	7.5	-	-
88	7.9	8.2	9.2	6.3	7.3	-	-
96	6.4	7.1	7.3	5.4	6.5	7.1	-
104	5.0	5.9	6.5	4.7	5.5	6.3	-
112	3.9	4.8	5.2	3.7	4.6	5.7	-
120	2.9	3.7	4.2	2.7	4.0	4.4	-
128	2.1	2.6	3.1	1.9	3.2	3.9	-
136	-	1.7	2.2	-	2.4	3.3	-
144	-	-	-	-	1.6	2.5	-

39.4 ft							
ft	33.1 ft			62.3 ft			1,000 lb
	0°	20°	40°	0°	20°	40°	
10	29.1	-	-	19.2	-	-	-
12	29.1	-	-	19.1	-	-	-
14	29.1	-	-	18.8	-	-	-
16	29.1	-	-	18.6	-	-	-
18	29.1	28.7	-	18.4	-	-	-
20	29.1	28.0	-	18.2	-	-	-
24	28.9	26.0	-	17.5	-	-	-
28	28.0	24.4	20.3	17.0	-	-	-
32	26.9	22.8	19.3	16.3	-	-	-
36	25.5	21.5	18.5	15.6	13.6	-	-
40	24.0	20.3	17.8	14.9	12.9	-	-
48	20.9	18.3	16.8	13.3	11.6	-	-
56	18.3	17.1	-	12.1	10.7	9.2	-
64	-	-	-	11.0	9.9	8.7	-
72	-	-	-	9.9	9.1	8.2	-
80	-	-	-	9.1	8.6	-	-

CRANETRADER
ONLINE . COM



HAV

AC 100/4L

11,900 lb 26.6 ft x 23.6 ft 360° 85 %

194.9 ft		33.1 ft			62.3 ft		
		0°	20°	40°	0°	20°	40°
ft		1,000 lb					
48		7.3	-	-	-	-	-
56		7.3	-	-	3.7	-	-
64		7.3	7.5	-	3.7	-	-
72		5.3	7.1	-	3.7	-	-
80		3.5	5.0	6.5	2.9	-	-
88		-	3.4	4.5	-	-	-
96		-	2.1	3.1	-	-	-
104		-	-	1.9	-	-	-

179.5 ft		33.1 ft			62.3 ft		
		0°	20°	40°	0°	20°	40°
ft		1,000 lb					
48		10.4	-	-	5.5	-	-
56		10.4	-	-	5.5	-	-
64		9.1	10.2	-	5.5	-	-
72		7.1	8.6	8.8	5.5	-	-
80		5.0	6.5	7.6	4.4	5.5	-
88		3.5	4.7	5.8	3.1	4.9	-
96		2.3	3.3	4.2	-	3.8	5.3
104		-	2.1	3.0	-	2.6	4.3
112		-	-	-	-	-	3.0

165.4 ft		33.1 ft			62.3 ft		
		0°	20°	40°	0°	20°	40°
ft		1,000 lb					
40		13.9	-	-	-	-	-
48		13.9	-	-	7.7	-	-
56		12.2	13.4	-	7.7	-	-
64		10.1	11.6	-	7.7	-	-
72		8.6	9.1	10.6	6.6	-	-
80		6.8	7.9	8.1	5.6	6.8	-
88		5.1	6.1	7.1	4.6	5.8	-
96		3.7	4.6	5.5	3.3	4.9	6.0
104		2.6	3.4	4.1	2.3	3.9	4.7
112		-	2.4	3.0	-	2.8	4.1
120		-	-	2.0	-	-	3.1
128		-	-	-	-	-	2.1

39.4 ft		33.1 ft			62.3 ft		
		0°	20°	40°	0°	20°	40°
ft		1,000 lb					
10		29.1	-	-	19.2	-	-
12		29.1	-	-	19.1	-	-
14		29.1	-	-	18.8	-	-
16		29.1	-	-	18.6	-	-
18		29.1	28.7	-	18.4	-	-
20		29.1	28.0	-	18.2	-	-
24		28.9	26.0	-	17.5	-	-
28		28.0	24.4	20.3	17.0	-	-
32		26.9	22.8	19.3	16.3	-	-
36		25.5	21.5	18.5	15.6	13.6	-
40		24.0	20.3	17.8	14.9	12.9	-
48		20.9	18.3	16.8	13.3	11.6	-
56		18.1	17.1	-	12.1	10.7	9.2
64		-	-	-	11.0	9.9	8.7
72		-	-	-	9.9	9.1	8.2
80		-	-	-	9.1	8.6	-

CRANETRADER
ONLINE . COM



HAV

AC 100/4L

10,400 lb 26.6 ft x 23.6 ft 360° 85 %

194.9 ft

ft	33.1 ft			62.3 ft		
	0°	20°	40°	0°	20°	40°
	1,000 lb					
48	7.3	-	-	-	-	-
56	7.3	-	-	3.7	-	-
64	6.8	7.5	-	3.7	-	-
72	4.9	6.6	-	3.7	-	-
80	3.1	4.6	5.9	-	-	-
88	-	3.0	4.1	-	-	-
96	-	-	2.6	-	-	-

179.5 ft

ft	33.1 ft			62.3 ft		
	0°	20°	40°	0°	20°	40°
	1,000 lb					
48	10.4	-	-	5.5	-	-
56	10.1	-	-	5.5	-	-
64	8.6	9.7	-	5.5	-	-
72	6.4	8.0	8.8	5.1	-	-
80	4.6	5.9	7.2	3.9	5.4	-
88	3.1	4.3	5.4	2.5	4.7	-
96	-	2.8	3.8	-	3.5	4.9
104	-	1.7	2.6	-	2.2	3.9
112	-	-	-	-	-	2.8

165.4 ft

ft	33.1 ft			62.3 ft		
	0°	20°	40°	0°	20°	40°
	1,000 lb					
40	13.9	-	-	-	-	-
48	13.7	-	-	7.7	-	-
56	11.9	13.1	-	7.7	-	-
64	10.0	11.1	-	7.4	-	-
72	8.2	9.1	10.0	6.4	-	-
80	6.1	7.4	8.0	5.5	6.5	-
88	4.6	5.6	6.6	4.2	5.4	-
96	3.3	4.3	5.0	2.8	4.7	5.7
104	2.3	3.0	3.7	1.9	3.5	4.7
112	-	-	2.6	-	2.4	3.7
120	-	-	-	-	-	2.8

39.4 ft


ft	33.1 ft			62.3 ft		
	0°	20°	40°	0°	20°	40°
	1,000 lb					
10	29.1	-	-	19.2	-	-
12	29.1	-	-	19.1	-	-
14	29.1	-	-	18.8	-	-
16	29.1	-	-	18.6	-	-
18	29.1	28.7	-	18.4	-	-
20	29.1	28.0	-	18.2	-	-
24	28.9	26.0	-	17.5	-	-
28	28.0	24.4	20.3	17.0	-	-
32	26.9	22.8	19.3	16.3	-	-
36	25.5	21.5	18.5	15.6	13.6	-
40	24.0	20.3	17.8	14.9	12.9	-
48	20.9	18.3	16.8	13.3	11.6	-
56	17.9	17.1	-	12.1	10.7	9.2
64	-	-	-	11.0	9.9	8.7
72	-	-	-	9.9	9.1	8.2
80	-	-	-	9.1	8.6	-

CRANETRADER
ONLINE . COM



HAV-VA

AC 100/4L





HAV-VA

AC 100/4L

57,500 lb			26.6 ft x 23.6 ft			360°			85 %		
179.5 ft			165.4 ft			151.6 ft					
		26.3 ft		26.3 ft		26.3 ft		26.3 ft			
		0° 0°		0° 0°		0° 0°		0° 20°			
		62.3 ft		62.3 ft		62.3 ft		62.3 ft			
		0° 20°		0° 20°		0° 20°		0° 20° 40° 0°			
ft		1,000 lb		ft		1,000 lb		ft		1,000 lb	
56	2.6	-		56	4.4	-		48	6.3	-	-
64	2.6	-		64	4.4	-		56	6.2	-	-
72	2.6	-		72	4.4	-		64	6.0	-	-
80	2.6	-		80	4.4	4.2		72	5.7	-	-
88	2.6	-		88	4.4	4.2		80	5.7	5.7	-
96	2.6	-		96	4.3	4.2		88	5.5	5.6	-
104	2.6	-		104	4.2	4.2		96	5.4	5.4	5.5
112	2.6	-		112	4.2	4.2		104	5.1	5.3	5.3
120	2.6	-		120	4.1	4.1		112	5.1	5.1	5.1
128	2.6	-		128	3.9	4.0		120	4.8	5.0	5.0
136	2.6	-		136	3.6	4.0		128	4.5	4.7	4.7
144	2.4	-		144	2.9	3.8		136	3.9	4.5	4.6
				152	2.6	3.2		144	3.5	4.2	4.4
				160	2.2	2.4		152	3.1	3.7	3.9
								160	2.7	3.1	3.2
								168	2.2	2.2	2.2
								176	1.8	-	-

137.5 ft			39.4 ft								
		26.3 ft		26.3 ft		26.3 ft		26.3 ft			
		0° 0°		0° 20°		0° 40°		0° 20°		40°	
		62.3 ft		62.3 ft		62.3 ft		62.3 ft			
		0° 20°		40° 0°		0° 0°		0° 20°		40° 0°	
ft		1,000 lb		ft		1,000 lb		ft		1,000 lb	
48	7.4	-	-	-	-	-	-	16	15.9	-	-
56	7.2	-	-	-	-	-	-	18	15.8	-	-
64	6.9	-	-	-	-	-	-	20	15.6	-	-
72	6.8	6.8	-	-	-	-	-	24	14.8	-	-
80	6.6	6.6	-	6.1	-	-	-	28	14.1	-	-
88	6.3	6.3	5.9	5.6	-	-	-	32	13.4	-	-
96	6.0	6.0	5.7	5.4	-	-	-	36	12.6	-	-
104	5.8	5.8	5.5	5.3	4.4	-	-	40	11.8	10.7	-
112	5.7	5.5	5.3	5.1	4.2	-	-	48	10.3	9.4	-
120	5.4	5.2	5.0	4.8	4.1	-	-	56	9.2	8.5	-
128	5.1	5.0	4.9	4.5	4.0	-	-	64	8.2	7.7	7.2
136	4.7	4.9	4.7	4.4	3.8	-	-	72	7.3	6.9	6.6
144	3.8	4.4	4.6	4.2	3.7	-	-	80	6.7	6.3	6.1
152	3.3	3.9	4.3	3.9	3.7	-	-	88	6.0	5.8	5.6
160	2.9	3.1	3.7	3.3	3.6	-	-	96	5.5	5.2	5.4
168	2.4	2.7	2.8	2.5	2.9	-	-	104	4.9	4.9	-
176	2.0	2.3	1.9	1.8	1.9	-	-				4.7
											4.4



HAV-VA

AC 100/4L

47,000 lb		26.6 ft x 23.6 ft		360°		85 %					
		179.5 ft				165.4 ft				151.6 ft	
		26.3 ft				26.3 ft				26.3 ft	
0° 0°		0° 0°		0° 0°		0° 0° 0° 20°		0° 0° 0° 20°		0° 20° 40° 0°	
		62.3 ft				62.3 ft				62.3 ft	
0° 20°		0° 20°		0° 20°		0° 20° 40° 0°		0° 20° 40° 0°		0° 20° 40° 0°	
ft	1,000 lb	ft	1,000 lb	ft	1,000 lb	ft	1,000 lb	ft	1,000 lb	ft	1,000 lb
56	2.6 -	56	4.4 -	48	6.3 - - -	48	6.3 - - -	48	6.3 - - -	48	6.3 - - -
64	2.6 -	64	4.4 -	56	6.2 - - -	56	6.2 - - -	56	6.2 - - -	56	6.2 - - -
72	2.6 -	72	4.4 -	64	6.0 - - -	64	6.0 - - -	64	6.0 - - -	64	6.0 - - -
80	2.6 -	80	4.4 4.2	72	5.7 - - -	72	5.7 - - -	72	5.7 - - -	72	5.7 - - -
88	2.6 -	88	4.4 4.2	80	5.7 5.7 - -	80	5.7 5.7 - -	80	5.7 5.7 - -	80	5.7 5.7 - -
96	2.6 -	96	4.3 4.2	88	5.5 5.6 - 5.4	88	5.5 5.6 - 5.4	88	5.5 5.6 - 5.4	88	5.5 5.6 - 5.4
104	2.6 -	104	4.2 4.2	96	5.4 5.4 5.5 5.2	96	5.4 5.4 5.5 5.2	96	5.4 5.4 5.5 5.2	96	5.4 5.4 5.5 5.2
112	2.6 -	112	4.2 4.2	104	5.1 5.3 5.3 4.9	104	5.1 5.3 5.3 4.9	104	5.1 5.3 5.3 4.9	104	5.1 5.3 5.3 4.9
120	2.6 -	120	3.9 4.1	112	5.0 5.1 5.1 4.8	112	5.0 5.1 5.1 4.8	112	5.0 5.1 5.1 4.8	112	5.0 5.1 5.1 4.8
128	2.5 -	128	3.2 4.0	120	4.4 5.0 5.0 4.6	120	4.4 5.0 5.0 4.6	120	4.4 5.0 5.0 4.6	120	4.4 5.0 5.0 4.6
136	1.9 -	136	2.8 3.3	128	3.9 4.6 4.7 4.4	128	3.9 4.6 4.7 4.4	128	3.9 4.6 4.7 4.4	128	3.9 4.6 4.7 4.4
		144	2.0 2.5	136	3.4 4.2 4.6 4.1	136	3.4 4.2 4.6 4.1	136	3.4 4.2 4.6 4.1	136	3.4 4.2 4.6 4.1
				144	3.1 3.4 3.8 3.1	144	3.1 3.4 3.8 3.1	144	3.1 3.4 3.8 3.1	144	3.1 3.4 3.8 3.1
				152	2.5 2.5 2.8 2.3	152	2.5 2.5 2.8 2.3	152	2.5 2.5 2.8 2.3	152	2.5 2.5 2.8 2.3

		137.5 ft				39.4 ft	
		26.3 ft				26.3 ft	
0° 0°		0° 20° 40°		0° 0°		0° 20° 40°	
		62.3 ft				62.3 ft	
0° 20°		40° 0°		0° 20°		40° 0°	
ft	1,000 lb	ft	1,000 lb	ft	1,000 lb	ft	1,000 lb
48	7.4 - - -	16	15.9 - - -	16	15.9 - - -	16	15.9 - - -
56	7.2 - - -	18	15.8 - - -	18	15.8 - - -	18	15.8 - - -
64	6.9 - - -	20	15.6 - - -	20	15.6 - - -	20	15.6 - - -
72	6.8 6.8 - -	24	14.8 - - -	24	14.8 - - -	24	14.8 - - -
80	6.6 6.6 - 6.1	28	14.1 - - -	28	14.1 - - -	28	14.1 - - -
88	6.3 6.3 5.9 5.6	32	13.4 - - -	32	13.4 - - -	32	13.4 - - -
96	6.0 6.0 5.7 5.4	36	12.6 - - -	36	12.6 - - -	36	12.6 - - -
104	5.8 5.8 5.5 5.3 4.4	40	11.8 10.7 - -	40	11.8 10.7 - -	40	11.8 10.7 - -
112	5.7 5.5 5.3 5.1 4.2	48	10.3 9.4 - 8.8	48	10.3 9.4 - 8.8	48	10.3 9.4 - 8.8
120	5.1 5.2 5.0 4.8 4.1	56	9.2 8.5 - 7.8	56	9.2 8.5 - 7.8	56	9.2 8.5 - 7.8
128	4.3 5.0 4.9 4.5 4.0	64	8.2 7.7 7.2 7.2	64	8.2 7.7 7.2 7.2	64	8.2 7.7 7.2 7.2
136	4.0 4.4 4.7 4.2 3.8	72	7.3 6.9 6.6 6.4	72	7.3 6.9 6.6 6.4	72	7.3 6.9 6.6 6.4
144	3.3 3.8 4.2 3.8 3.7	80	6.7 6.3 6.1 5.9 5.2	80	6.7 6.3 6.1 5.9 5.2	80	6.7 6.3 6.1 5.9 5.2
152	2.8 3.4 3.4 2.9 3.6	88	6.0 5.8 5.6 5.3 4.8	88	6.0 5.8 5.6 5.3 4.8	88	6.0 5.8 5.6 5.3 4.8
160	2.5 2.6 2.4 2.0 2.6	96	5.5 5.2 5.4 4.9 4.5	96	5.5 5.2 5.4 4.9 4.5	96	5.5 5.2 5.4 4.9 4.5
168	1.9 1.9 - - -	104	4.9 4.9 - 4.7 4.4	104	4.9 4.9 - 4.7 4.4	104	4.9 4.9 - 4.7 4.4



HAV-VA

AC 100/4L

43,700 lb		26.6 ft x 23.6 ft		360°		85 %				
179.5 ft		165.4 ft		151.6 ft						
26.3 ft 0° 0°		26.3 ft 0° 0°		26.3 ft 0° 0° 0° 20°						
62.3 ft 0° 20°		62.3 ft 0° 20°		62.3 ft 0° 20° 40° 0°						
ft		ft		ft		1,000 lb				
56	2.6	-	56	4.4	-	48	6.3	-	-	-
64	2.6	-	64	4.4	-	56	6.2	-	-	-
72	2.6	-	72	4.4	-	64	6.0	-	-	-
80	2.6	-	80	4.4	4.2	72	5.7	-	-	-
88	2.6	-	88	4.4	4.2	80	5.7	5.7	-	-
96	2.6	-	96	4.3	4.2	88	5.5	5.6	-	5.4
104	2.6	-	104	4.2	4.2	96	5.4	5.4	5.5	5.2
112	2.6	-	112	4.1	4.2	104	5.1	5.3	5.3	4.9
120	2.6	-	120	3.3	4.1	112	5.0	5.1	5.1	4.8
128	2.2	-	128	3.1	3.7	120	4.2	4.9	5.0	4.6
			136	2.4	2.9	128	3.6	4.5	4.7	4.4
			144	1.6	2.0	136	3.2	3.8	4.3	3.8
						144	2.9	2.9	3.4	2.7
						152	2.1	2.1	2.3	-

137.5 ft		39.4 ft						
26.3 ft 0° 0° 0° 20° 40°		26.3 ft 0° 0° 0° 20° 40°						
62.3 ft 0° 20° 40° 0° 0°		62.3 ft 0° 20° 40° 0° 0°						
ft		ft		1,000 lb		1,000 lb		
48	7.4	-	16	15.9	-	-	-	-
56	7.2	-	18	15.8	-	-	-	-
64	6.9	-	20	15.6	-	-	-	-
72	6.8	6.8	24	14.8	-	-	-	-
80	6.6	6.6	28	14.1	-	-	-	-
88	6.3	6.3	32	13.4	-	-	-	-
96	6.0	6.0	36	12.6	-	-	-	-
104	5.8	5.8	40	11.8	10.7	-	-	-
112	5.7	5.5	48	10.3	9.4	-	8.8	-
120	4.8	5.2	56	9.2	8.5	-	7.8	-
128	4.3	4.8	64	8.2	7.7	7.2	7.2	-
136	3.7	4.2	72	7.3	6.9	6.6	6.4	-
144	3.1	3.8	80	6.7	6.3	6.1	5.9	5.2
152	2.8	3.0	88	6.0	5.8	5.6	5.3	4.8
160	2.0	2.2	96	5.5	5.2	5.4	4.9	4.5
			104	4.9	4.9	-	4.7	4.4



HAV-VA

AC 100/4L

22,300 lb			26.6 ft x 23.6 ft			360°			85 %		
179.5 ft			165.4 ft			151.6 ft					
		26.3 ft			26.3 ft			26.3 ft			
		0° 0°			0° 0°			0° 0° 0° 20°			
		62.3 ft			62.3 ft			62.3 ft			
		0° 20°			0° 20°			0° 20° 40° 0°			
ft	1,000 lb		ft	1,000 lb		ft	1,000 lb				
56	2.6	-	56	4.4	-	48	6.3	-	-	-	
64	2.6	-	64	4.4	-	56	6.2	-	-	-	
72	2.6	-	72	4.4	-	64	6.0	-	-	-	
80	2.6	-	80	4.4	4.2	72	5.7	-	-	-	
88	2.6	-	88	4.0	4.2	80	5.6	5.7	-	-	
96	2.1	-	96	3.2	4.2	88	4.8	5.6	-	5.4	
			104	2.2	3.4	96	4.3	5.1	5.5	5.2	
						104	3.6	4.3	5.3	4.5	
						112	2.6	3.2	4.3	3.2	
						120	-	-	3.1	-	

137.5 ft											
		26.3 ft			26.3 ft			26.3 ft			
		0° 0°			0° 20°			0° 20° 40°			
		62.3 ft			62.3 ft			62.3 ft			
		0° 20° 40°			0° 0°			0° 0°			
ft	1,000 lb		ft	1,000 lb		ft	1,000 lb				
48	7.4	-	48	7.4	-	16	15.9	-	-	-	
56	7.2	-	56	7.2	-	18	15.8	-	-	-	
64	6.9	-	64	6.9	-	20	15.6	-	-	-	
72	6.8	6.8	72	6.8	6.8	24	14.8	-	-	-	
80	6.5	6.6	80	6.5	6.6	28	14.1	-	-	-	
88	5.7	6.3	88	5.7	6.3	32	13.4	-	-	-	
96	5.2	5.8	96	5.2	5.8	36	12.6	-	-	-	
104	4.4	5.3	104	4.4	5.3	40	11.8	10.7	-	-	
112	3.7	4.6	112	3.7	4.6	48	10.3	9.4	-	8.8	
120	2.7	3.3	120	2.7	3.3	56	9.2	8.5	-	7.8	
128	1.9	2.4	128	1.9	2.4	64	8.2	7.7	7.2	7.2	
136	-	-	136	-	-	72	7.3	6.9	6.6	6.4	
						80	6.7	6.3	6.1	5.9	5.2
						88	6.0	5.8	5.6	5.3	4.8
						96	5.5	5.2	5.4	4.9	4.5
						104	4.9	4.9	-	4.7	4.4

39.4 ft											
		26.3 ft			26.3 ft			26.3 ft			
		0° 0°			0° 20°			0° 20° 40°			
		62.3 ft			62.3 ft			62.3 ft			
		0° 20° 40°			0° 0°			0° 0°			
ft	1,000 lb		ft	1,000 lb		ft	1,000 lb				
16	15.9	-	16	15.9	-	16	15.9	-	-	-	
18	15.8	-	18	15.8	-	18	15.8	-	-	-	
20	15.6	-	20	15.6	-	20	15.6	-	-	-	
24	14.8	-	24	14.8	-	24	14.8	-	-	-	
28	14.1	-	28	14.1	-	28	14.1	-	-	-	
32	13.4	-	32	13.4	-	32	13.4	-	-	-	
36	12.6	-	36	12.6	-	36	12.6	-	-	-	
40	11.8	10.7	40	11.8	10.7	40	11.8	10.7	-	-	
48	10.3	9.4	48	10.3	9.4	48	10.3	9.4	-	8.8	
56	9.2	8.5	56	9.2	8.5	56	9.2	8.5	-	7.8	
64	8.2	7.7	64	8.2	7.7	64	8.2	7.7	7.2	7.2	
72	7.3	6.9	72	7.3	6.9	72	7.3	6.9	6.6	6.4	
80	6.7	6.3	80	6.7	6.3	80	6.7	6.3	6.1	5.9	5.2
88	6.0	5.8	88	6.0	5.8	88	6.0	5.8	5.6	5.3	4.8
96	5.5	5.2	96	5.5	5.2	96	5.5	5.2	5.4	4.9	4.5
104	4.9	4.9	104	4.9	4.9	104	4.9	4.9	-	4.7	4.4

CRANETRADER
ONLINE . COM



HAV-VA

AC 100/4L

11,900 lb		26.6 ft x 23.6 ft		360°		85 %	
		179.5 ft				165.4 ft	
		26.3 ft				26.3 ft	
0° 0°		0° 0°		0° 0°		0° 20°	
		62.3 ft				62.3 ft	
0° 20°		0° 20°		0° 20°		0° 20°	
ft		1,000 lb		ft		1,000 lb	
56	2.6	-	-	56	4.4	-	-
64	2.6	-	-	64	4.4	-	-
72	2.6	-	-	72	4.4	-	-
				80	3.3	-	-
		151.6 ft				151.6 ft	
		26.3 ft				26.3 ft	
0° 0°		0° 20°		0° 0°		0° 20°	
		62.3 ft				62.3 ft	
0° 20°		40° 0°		0° 20°		40° 0°	
ft		1,000 lb		ft		1,000 lb	
48	6.3	-	-	48	6.3	-	-
56	6.2	-	-	56	6.2	-	-
64	6.0	-	-	64	6.0	-	-
72	5.3	-	-	72	5.3	-	-
80	4.5	5.5	-	80	4.5	5.5	-
88	3.6	4.7	-	88	3.6	4.7	-
96	2.3	3.3	-	96	2.3	3.3	-
104	-	1.9	-	104	-	1.9	-

		137.5 ft				137.5 ft	
		26.3 ft				26.3 ft	
0° 0°		0° 20°		0° 0°		0° 20°	
		62.3 ft				62.3 ft	
0° 20°		40° 0°		0° 0°		0° 0°	
ft		1,000 lb		ft		1,000 lb	
48	7.4	-	-	48	7.4	-	-
56	7.2	-	-	56	7.2	-	-
64	6.9	-	-	64	6.9	-	-
72	6.4	6.8	-	72	6.4	6.8	-
80	5.7	6.4	-	80	5.7	6.4	-
88	4.6	5.7	5.9	88	4.6	5.7	5.9
96	3.5	4.6	5.5	96	3.5	4.6	5.5
104	2.3	3.3	4.2	104	2.3	3.3	4.2
112	-	-	2.8	112	-	-	2.8
120	-	-	-	120	-	-	-


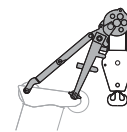
		39.4 ft				39.4 ft	
		26.3 ft				26.3 ft	
0° 0°		0° 20°		0° 0°		0° 20°	
		62.3 ft				62.3 ft	
0° 20°		40° 0°		0° 0°		0° 0°	
ft		1,000 lb		ft		1,000 lb	
16	15.9	-	-	16	15.9	-	-
18	15.8	-	-	18	15.8	-	-
20	15.6	-	-	20	15.6	-	-
24	14.8	-	-	24	14.8	-	-
28	14.1	-	-	28	14.1	-	-
32	13.4	-	-	32	13.4	-	-
36	12.6	-	-	36	12.6	-	-
40	11.8	10.7	-	40	11.8	10.7	-
48	10.3	9.4	-	48	10.3	9.4	-
56	9.2	8.5	-	56	9.2	8.5	-
64	8.2	7.7	7.2	64	8.2	7.7	7.2
72	7.3	6.9	6.6	72	7.3	6.9	6.6
80	6.7	6.3	6.1	80	6.7	6.3	6.1
88	6.0	5.8	5.6	88	6.0	5.8	5.6
96	5.5	5.2	5.4	96	5.5	5.2	5.4
104	4.9	4.9	-	104	4.9	4.9	-

CRANETRADER
ONLINE . COM



MS

AC 100/4L



**MS****AC 100/4L**

	57,500 lb		26.6 ft x 23.6 ft	360°	85 %
--	------------------	--	--------------------------	-------------	-------------

			39.4 ft	53.5 ft	67.3 ft	81.4 ft	95.5 ft	109.6 ft	123.4 ft	132.5 ft	146.7 ft	163.7 ft	179.1 ft	194.9 ft	
ft	1,000 lb														ft
10	58.0	58.0	58.0	-	-	-	-	-	-	-	-	-	-	-	10
12	58.0	58.0	58.0	-	-	-	-	-	-	-	-	-	-	-	12
14	58.0	58.0	58.0	58.0	-	-	-	-	-	-	-	-	-	-	14
16	58.0	58.0	58.0	58.0	58.0	-	-	-	-	-	-	-	-	-	16
18	58.0	58.0	58.0	58.0	58.0	58.0	-	-	-	-	-	-	-	-	18
20	58.0	58.0	58.0	58.0	58.0	58.0	56.0	-	-	-	-	-	-	-	20
24	58.0	58.0	58.0	58.0	58.0	58.0	53.5	48.7	-	-	-	-	-	-	24
28	58.0	58.0	58.0	58.0	58.0	57.2	51.3	46.7	-	-	-	-	-	-	28
32	58.0	58.0	58.0	58.0	58.0	55.1	49.2	43.6	37.2	-	-	-	-	-	32
36	-	56.1	56.0	55.8	52.9	47.1	40.7	35.0	30.2	-	-	-	-	-	36
40	-	53.1	53.3	52.7	50.1	45.1	38.0	32.8	28.6	23.0	17.9	-	-	-	40
48	-	-	42.0	41.5	40.7	40.2	32.9	28.8	25.5	21.6	17.6	12.6	-	-	48
56	-	-	33.1	33.9	33.7	32.3	28.5	25.1	22.9	19.8	17.0	12.6	8.3	-	56
64	-	-	-	28.0	27.2	25.9	24.8	22.1	20.2	18.0	16.1	12.6	8.3	-	64
72	-	-	-	23.2	22.4	21.3	21.6	19.9	17.9	16.1	14.8	12.4	8.3	-	72
80	-	-	-	-	18.9	18.9	18.5	17.2	16.2	14.6	13.7	11.6	8.3	-	80
88	-	-	-	-	8.1	16.8	15.6	15.3	13.9	13.4	12.5	11.0	8.3	-	88
96	-	-	-	-	-	14.5	13.6	13.4	12.5	11.8	11.6	10.2	8.3	-	96
104	-	-	-	-	-	7.4	12.5	11.5	11.2	10.7	10.1	9.4	8.3	-	104
112	-	-	-	-	-	-	-	9.9	9.6	9.2	8.6	8.3	8.3	-	112
120	-	-	-	-	-	-	-	9.2	8.4	7.7	7.7	7.0	7.0	-	120
128	-	-	-	-	-	-	-	-	7.5	6.6	6.5	5.7	5.7	-	128
136	-	-	-	-	-	-	-	-	6.4	6.1	5.3	4.7	4.7	-	136
144	-	-	-	-	-	-	-	-	-	5.3	4.4	3.6	3.6	-	144
152	-	-	-	-	-	-	-	-	-	3.6	3.6	2.8	2.8	-	152
160	-	-	-	-	-	-	-	-	-	-	2.9	2.0	2.0	-	160

	47,000 lb		26.6 ft x 23.6 ft	360°	85 %
--	------------------	--	--------------------------	-------------	-------------

			39.4 ft	53.5 ft	67.3 ft	81.4 ft	95.5 ft	109.6 ft	123.4 ft	132.5 ft	146.7 ft	163.7 ft	179.1 ft	194.9 ft	
ft	1,000 lb														ft
10	58.0	58.0	58.0	-	-	-	-	-	-	-	-	-	-	-	10
12	58.0	58.0	58.0	-	-	-	-	-	-	-	-	-	-	-	12
14	58.0	58.0	58.0	58.0	-	-	-	-	-	-	-	-	-	-	14
16	58.0	58.0	58.0	58.0	58.0	-	-	-	-	-	-	-	-	-	16
18	58.0	58.0	58.0	58.0	58.0	58.0	-	-	-	-	-	-	-	-	18
20	58.0	58.0	58.0	58.0	58.0	58.0	56.0	-	-	-	-	-	-	-	20
24	58.0	58.0	58.0	58.0	58.0	58.0	53.5	48.7	-	-	-	-	-	-	24
28	58.0	58.0	58.0	58.0	58.0	57.2	51.3	46.7	-	-	-	-	-	-	28
32	58.0	58.0	58.0	58.0	58.0	55.1	49.2	43.6	37.2	-	-	-	-	-	32
36	-	54.3	54.3	54.1	51.7	47.1	40.7	35.0	30.2	-	-	-	-	-	36
40	-	49.4	49.6	49.0	47.4	44.8	38.0	32.8	28.6	23.0	17.9	-	-	-	40
48	-	-	37.3	37.4	37.9	36.4	32.9	28.8	25.5	21.6	17.6	12.6	-	-	48
56	-	-	30.5	30.4	29.7	28.2	27.3	25.1	22.9	19.8	17.0	12.6	8.3	-	56
64	-	-	-	24.6	23.8	22.9	22.8	21.4	20.2	18.0	16.1	12.6	8.3	-	64
72	-	-	-	20.2	19.5	20.3	19.0	18.3	17.3	16.1	14.8	12.4	8.3	-	72
80	-	-	-	-	17.3	17.0	15.8	16.1	15.0	14.3	13.7	11.6	8.3	-	80
88	-	-	-	-	8.1	14.4	14.4	13.5	13.2	12.6	12.1	11.0	8.3	-	88
96	-	-	-	-	-	12.3	12.5	11.7	11.2	10.6	10.2	9.7	8.3	-	96
104	-	-	-	-	-	7.4	10.6	10.3	9.9	8.8	8.8	7.9	7.9	-	104
112	-	-	-	-	-	-	-	8.7	8.3	7.9	7.2	6.5	6.5	-	112
120	-	-	-	-	-	-	-	7.5	7.1	7.0	5.9	5.2	5.2	-	120
128	-	-	-	-	-	-	-	-	6.4	5.7	4.8	4.0	4.0	-	128
136	-	-	-	-	-	-	-	-	5.5	4.8	3.8	3.0	3.0	-	136
144	-	-	-	-	-	-	-	-	-	4.0	2.9	2.2	2.2	-	144
152	-	-	-	-	-	-	-	-	-	2.1	2.1	-	-	-	152



MS

AC 100/4L

		43,700 lb											26.6 ft x 23.6 ft		360°		85 %	
		1,000 lb																
		ft																
		ft																
10	ft	58.0	58.0	58.0	-	-	-	-	-	-	-	-	-	-	-	-	-	10
12	ft	58.0	58.0	58.0	-	-	-	-	-	-	-	-	-	-	-	-	-	12
14	ft	58.0	58.0	58.0	58.0	-	-	-	-	-	-	-	-	-	-	-	-	14
16	ft	58.0	58.0	58.0	58.0	58.0	-	-	-	-	-	-	-	-	-	-	-	16
18	ft	58.0	58.0	58.0	58.0	58.0	58.0	-	-	-	-	-	-	-	-	-	-	18
20	ft	58.0	58.0	58.0	58.0	58.0	56.0	-	-	-	-	-	-	-	-	-	-	20
24	ft	58.0	58.0	58.0	58.0	58.0	53.5	48.7	-	-	-	-	-	-	-	-	-	24
28	ft	58.0	58.0	58.0	58.0	57.2	51.3	46.7	-	-	-	-	-	-	-	-	-	28
32	ft	58.0	58.0	58.0	58.0	55.1	49.2	43.6	37.2	-	-	-	-	-	-	-	-	32
36	ft	-	53.5	53.5	53.2	50.7	47.1	40.7	35.0	30.2	-	-	-	-	-	-	-	36
40	ft	-	47.7	47.9	47.0	45.5	44.6	38.0	32.8	28.6	23.0	17.9	-	-	-	-	-	40
48	ft	-	-	35.8	37.0	36.4	35.0	32.6	28.8	25.5	21.6	17.6	12.6	-	-	-	-	48
56	ft	-	-	29.4	29.2	28.5	27.0	26.5	24.9	22.9	19.8	17.0	12.6	8.8	-	-	-	56
64	ft	-	-	-	23.5	22.9	22.5	22.1	20.9	20.0	18.0	16.1	12.6	9.2	-	-	-	64
72	ft	-	-	-	19.3	18.8	19.5	18.2	18.3	16.8	16.1	14.8	12.4	10.1	-	-	-	72
80	ft	-	-	-	-	17.0	16.3	15.7	15.4	14.7	13.9	13.6	11.6	9.9	-	-	-	80
88	ft	-	-	-	-	8.1	13.7	14.0	12.6	12.6	12.2	11.5	10.8	9.2	-	-	-	88
96	ft	-	-	-	-	-	12.2	11.8	11.4	10.9	10.1	9.9	9.2	8.2	-	-	-	96
104	ft	-	-	-	-	-	7.4	10.0	9.7	9.2	8.7	8.2	7.5	6.8	-	-	-	104
112	ft	-	-	-	-	-	-	-	8.3	7.7	7.6	6.8	5.9	5.4	-	-	-	112
120	ft	-	-	-	-	-	-	-	7.0	7.0	6.4	5.5	4.6	4.1	-	-	-	120
128	ft	-	-	-	-	-	-	-	-	5.9	5.3	4.4	3.5	3.1	-	-	-	128
136	ft	-	-	-	-	-	-	-	-	5.0	4.4	3.3	2.6	2.3	-	-	-	136
144	ft	-	-	-	-	-	-	-	-	-	3.6	2.5	1.8	1.6	-	-	-	144

		15,200 lb											26.6 ft x 23.6 ft		360°		85 %	
		1,000 lb																
		ft																
		ft																
10	ft	58.0	58.0	58.0	-	-	-	-	-	-	-	-	-	-	-	-	-	10
12	ft	58.0	58.0	58.0	-	-	-	-	-	-	-	-	-	-	-	-	-	12
14	ft	58.0	58.0	58.0	58.0	-	-	-	-	-	-	-	-	-	-	-	-	14
16	ft	58.0	58.0	58.0	58.0	58.0	-	-	-	-	-	-	-	-	-	-	-	16
18	ft	58.0	58.0	58.0	58.0	58.0	58.0	-	-	-	-	-	-	-	-	-	-	18
20	ft	58.0	58.0	58.0	58.0	58.0	56.0	-	-	-	-	-	-	-	-	-	-	20
24	ft	58.0	58.0	58.0	58.0	57.2	53.5	48.7	-	-	-	-	-	-	-	-	-	24
28	ft	54.3	55.5	55.7	54.7	52.7	49.2	45.5	-	-	-	-	-	-	-	-	-	28
32	ft	44.3	46.5	46.8	47.1	46.0	41.9	39.3	36.0	-	-	-	-	-	-	-	-	32
36	ft	-	38.4	39.0	40.3	38.8	36.6	33.6	31.2	29.0	-	-	-	-	-	-	-	36
40	ft	-	32.3	33.4	33.2	32.3	32.1	30.3	27.6	25.7	22.9	17.9	-	-	-	-	-	40
48	ft	-	-	24.6	24.5	24.9	24.6	23.9	22.8	20.8	19.4	17.4	12.6	-	-	-	-	48
56	ft	-	-	18.8	19.6	19.6	19.3	19.0	18.3	17.8	16.1	14.5	12.3	10.1	-	-	-	56
64	ft	-	-	-	15.8	15.7	15.8	15.5	14.8	14.0	13.2	11.7	10.1	8.8	-	-	-	64
72	ft	-	-	-	12.6	12.9	12.4	12.2	11.7	11.5	10.4	8.9	7.3	6.4	-	-	-	72
80	ft	-	-	-	-	10.3	10.0	9.8	9.8	9.1	8.3	6.8	5.2	4.6	-	-	-	80
88	ft	-	-	-	-	8.1	8.2	7.7	7.8	7.2	6.4	5.0	3.5	3.1	-	-	-	88
96	ft	-	-	-	-	-	6.6	6.1	6.2	5.6	4.8	3.5	2.2	1.9	-	-	-	96
104	ft	-	-	-	-	-	5.2	4.8	4.8	4.1	3.5	2.3	1.6	1.4	-	-	-	104
112	ft	-	-	-	-	-	-	-	3.9	3.0	2.4	1.6	1.2	1.0	-	-	-	112
120	ft	-	-	-	-	-	-	-	2.0	2.2	-	-	-	-	-	-	-	120



MS

AC 100/4L

		11,900 lb											26.6 ft x 23.6 ft		360°		85 %	
		ft											1,000 lb		ft			
		39.4 ft	53.5 ft	67.3 ft	81.4 ft	95.5 ft	109.6 ft	123.4 ft	132.5 ft	146.7 ft	163.7 ft	179.1 ft	194.9 ft					
10	ft	58.0	58.0	58.0	-	-	-	-	-	-	-	-	-	10	ft			
12	ft	58.0	58.0	58.0	-	-	-	-	-	-	-	-	-	12	ft			
14	ft	58.0	58.0	58.0	58.0	-	-	-	-	-	-	-	-	14	ft			
16	ft	58.0	58.0	58.0	58.0	58.0	-	-	-	-	-	-	-	16	ft			
18	ft	58.0	58.0	58.0	58.0	58.0	58.0	-	-	-	-	-	-	18	ft			
20	ft	58.0	58.0	58.0	58.0	58.0	56.0	-	-	-	-	-	-	20	ft			
24	ft	58.0	58.0	58.0	57.9	56.2	53.2	48.7	-	-	-	-	-	24	ft			
28	ft	52.8	54.0	54.2	53.1	51.2	47.4	44.1	-	-	-	-	-	28	ft			
32	ft	41.8	44.0	44.3	45.2	43.5	40.3	36.9	34.4	-	-	-	-	32	ft			
36	ft	-	36.2	38.1	38.1	36.6	34.8	32.1	30.2	28.0	-	-	-	36	ft			
40	ft	-	30.6	31.5	31.2	30.8	30.2	28.3	26.9	24.9	22.7	17.9	-	40	ft			
48	ft	-	-	23.1	23.1	24.0	23.1	22.7	21.2	20.3	18.9	16.9	12.6	48	ft			
56	ft	-	-	17.7	18.6	18.4	18.6	17.9	17.6	16.5	14.9	13.8	11.6	56	ft			
64	ft	-	-	-	14.6	14.9	14.6	14.4	13.5	13.4	12.2	10.4	8.8	64	ft			
72	ft	-	-	-	11.7	11.7	11.5	11.1	11.3	10.6	9.3	7.8	6.2	72	ft			
80	ft	-	-	-	-	9.4	9.2	8.7	8.9	8.1	7.2	5.7	4.2	80	ft			
88	ft	-	-	-	-	7.7	7.4	7.0	7.0	6.3	5.5	4.0	2.6	88	ft			
96	ft	-	-	-	-	-	5.8	5.3	5.5	4.8	4.2	2.6	-	96	ft			
104	ft	-	-	-	-	-	4.5	4.1	4.1	3.5	2.8	-	-	104	ft			
112	ft	-	-	-	-	-	-	-	3.2	2.4	-	-	-	112	ft			

		10,400 lb											26.6 ft x 23.6 ft		360°		85 %	
		ft											1,000 lb		ft			
		39.4 ft	53.5 ft	67.3 ft	81.4 ft	95.5 ft	109.6 ft	123.4 ft	132.5 ft	146.7 ft	163.7 ft	179.1 ft	194.9 ft					
10	ft	58.0	58.0	58.0	-	-	-	-	-	-	-	-	-	10	ft			
12	ft	58.0	58.0	58.0	-	-	-	-	-	-	-	-	-	12	ft			
14	ft	58.0	58.0	58.0	58.0	-	-	-	-	-	-	-	-	14	ft			
16	ft	58.0	58.0	58.0	58.0	58.0	-	-	-	-	-	-	-	16	ft			
18	ft	58.0	58.0	58.0	58.0	58.0	-	-	-	-	-	-	-	18	ft			
20	ft	58.0	58.0	58.0	58.0	58.0	56.0	-	-	-	-	-	-	20	ft			
24	ft	58.0	58.0	58.0	57.4	55.8	52.8	48.3	-	-	-	-	-	24	ft			
28	ft	52.0	53.3	53.4	51.6	50.5	46.0	42.6	-	-	-	-	-	28	ft			
32	ft	40.4	42.7	43.6	44.2	42.3	39.3	35.7	33.7	-	-	-	-	32	ft			
36	ft	-	35.1	37.2	37.0	35.6	34.3	31.6	29.3	27.1	-	-	-	36	ft			
40	ft	-	29.5	30.6	30.4	30.4	29.3	28.0	26.8	24.4	22.4	17.9	-	40	ft			
48	ft	-	-	22.4	22.9	23.3	22.5	20.9	20.0	18.2	16.7	12.6	12.6	48	ft			
56	ft	-	-	17.3	18.1	17.7	17.9	17.5	17.0	15.6	14.6	13.2	11.2	56	ft			
64	ft	-	-	-	14.0	14.4	13.9	13.7	13.1	12.9	11.5	9.7	8.1	64	ft			
72	ft	-	-	-	11.1	11.3	10.9	10.6	10.6	10.0	8.7	7.1	5.6	72	ft			
80	ft	-	-	-	-	9.0	8.7	8.3	8.5	7.6	6.8	5.0	3.7	80	ft			
88	ft	-	-	-	-	7.4	7.0	6.5	6.5	5.8	5.1	3.5	-	88	ft			
96	ft	-	-	-	-	-	5.5	5.0	5.0	4.4	3.7	2.3	-	96	ft			
104	ft	-	-	-	-	-	4.3	3.7	3.9	3.2	2.6	-	-	104	ft			
112	ft	-	-	-	-	-	-	-	2.8	-	-	-	-	112	ft			



NOTES TO LIFTING CAPACITY

AC 100/4L

Ratings are in compliance with ASME B30.5.
Lifting capacities do not exceed 85 % of tipping load.

Weight of hook blocks and slings is part of the load, and is to be deducted from the capacity ratings.
Consult operation manual for further details.

Note: Data published herein is intended as a guide only and shall not be construed to warrant applicability for lifting purposes.
Crane operation is subject to the computer charts and operation manual both supplied with the crane.

The telescopic loads stated in the capacity chart are valid under the following conditions:

- The sliding areas of the telescopes must be lubricated well.
- The surroundings temperature has to be normal (considerable reductions must be expected below 0 °C).
- The radius in the chart is given for the end length of the telescopic sequence.
- The capacities are valid for extending and retracting the telescopic section.
- The telescopic loads are only valid for moving the last section of the sequence. The curve for e. g. 0-0-45-90-90 % is only valid for telescoping from 0-0-0-90-90 % to 0-0-45-90-90 % and back, but not for 0-0-0-0-0 % to 0-0-45-90-90 %!
- The telescopic loads are based on the telescoping ability of the boom. The loads to be telescoped must never exceed the loads in the load chart as tipping of the crane may occur.
- The most advantageous individual telescoping sequence is shown. Other telescoping sequences for the same boom length will result in lower lifting capacities for telescoping. Refer to the machine's documentation for these lifting capacity values.

CRANETRADER
ONLINE . COM



TECHNICAL DESCRIPTION

AC 100/4L

Basic equipment

Carrier

Engine 335-3a	MTU; Output 335 kW (455 HP), torque 2000 Nm, certifications in accordance with EUROMOT 3a, TIER 3, CARB; Exhaust system cpl. stainless steel, incl. spark arrester.
Fuel tank 400	106 gallons; Fuel: Diesel.
Transmission AS12INT	ZF AS-Tronic; Automated gearbox with integrated hydraulic retarder, 12 forward speeds and 2 reverse; 2-stage transfer case with switchable off-road gear and switchable longitudinal lock.
Axles 8 x 6 x 8	8 x 6 x 8; 4 Axles, axles 1, 2, 4 driven and equipped with selectable transverse lock; All axles steered.
Suspension	Hydropneumatic suspension with axle load compensation; Hydraulically lockable; Manual or automatic levelling alternatively.
Steering	Dual circuit hydro servocom steering with emergency steering pump; Active rear axle steering (axles 3 and 4) with 6 different steering programs.
Brakes	Pneumatic dual circuit service brake with antilock system, acting on all wheels; Disc brakes; Additional exhaust brake and constant throttle valve; Spring-loaded parking brake.
Wheels 38595 170F	385/95R25 170F (14.00R25); Steel rims 9,50-25/1,7" CR.
Cab carrier 2550	Type 8.4 ft; Adjustable driver seat with seat heating, armrests and pneumatic suspension; Steering wheel height and tilt adjustable; Power door windows; Tinted glass; Air condition and radio preparation; 2 integrated rotary beacons; Storage area.
Heating engine-dependant 12	Engine-dependant warm water heating with 12 kW heating power.
Drive lights	With low beam, upper beam, daytime running lights.
Tempomat	Automatic speed control including automatic brake control.
Electronic immobiliser system	Prevents uncontrolled carrier mobilisation; Incl. 2 electronic keys and 4 ignition keys.
Miscellaneous	Ascendancies; Pneumatic tire filling plug.

Crane

Telescopic boom HA60	39.4 ft - 194.9 ft; Single cylinder telescoping system, automatic telescoping; Attachments for all equipment and extensions; 5 sheaves integrated in boom head for max. capacity of 145,200 lb.
Counterweight EG21	47,000 lb, 6 pieces; Automatic rigging system; Expandable to max. 57,500 lb; 47,000 lb can be carried on board as standard; 10,400 lb fixed at crane tail.
Outriggers	H-4-Point design; Vertical and horizontal movement fully hydraulic; Manual or automatic levelling alternatively carrier sideways; 4 outrigger bases.
Outrigger pads 028	4 outrigger pads A = 3.01 ft ² with transport position at vertical cylinder.
Boom luffing	Single luffing cylinder with automatic lowering brake valve.
Rotary drive	Single slewing gear unit with spring-loaded multi-disc brake.
H1	Hoist with spring-loaded multi-disc brake; Resolver (hoist rotation indicator).
Engine 129-3b	MTU; Output 129 kW (175 HP), torque 675 Nm, certifications in accordance with EURO MOT 3a, TIER 3, CARB; Exhaust system cpl. stainless steel, incl. spark arrester.
Fuel tank 200	53 gallons; Fuel: Diesel.
Drive	Hydraulic system with power control; Hydraulic oil cooler.
Control system	Enabling 4 simultaneous working movements; Electric pilot controls via 2 two-axis joysticks.
Operator aids	IC-1, with integrated load moment indicator acc. EN13000; Colour display; Displaying of current operating conditions, load charts, fault indicator; Signal lights indicating LMI-load; Crane data logger.
Working range limiter	Displaying and programmability of the work range limits by IC-1.
Cab crane 0875	Type 2.9 ft; Tilt variable 20°; Seat heating; Fold-out front window; Extendable side and foldable front pedestal; Handrails; Tinted safety glass; Pull-down sun visor and light curtains; Air condition and radio preparation.
Heating engine-dependant 12	Engine-dependant warm water heating with 12 kW heating power.

Diverse

Illumination	1 x adjustable for work prefield at crane cab, 4 x for outriggers.
Rotary beacons 2	2 x integrated on carrier cab, 2 x disconnectable on crane tail.
Toolkit	Toolkit for light repairs and service.
Contour safety marking	Continuous, yellow reflecting bands at carrier sides and tail.
Stepladder	Loose stepladder for misc assembly work; Incl. transport storage.



TECHNICAL DESCRIPTION

AC 100/4L

Power train variant

EURO MOT 3b, TIER 4i, CARB Engine 335-3b	For carrier and crane, as explained below; Attention, possible only in accordance with the valid country table. MTU; Output 335 kW (455 HP), torque 2000 Nm, certifications in accordance with EURO MOT 3b, TIER 4i, CARB; MTU exhaust system made of stainless steel with SCR catalyist.
Fuel tank 400-40 Engine 129-3b	106 gallons Diesel; 10.6 gallons Ad-Blue. MTU; Output 129 kW (175 HP), torque 675 Nm, certifications in accordance with EURO MOT 3b, TIER 4i, CARB; MTU exhaust system made of stainless steel with SCR catalyist.
Fuel tank 200-20	53 gallons Diesel; 5.3 gallons Ad-Blue.

Options (free configurable)

Carrier

Axles 8 x 8 x 8	8 x 8 x 8; All 4 axles steered and permanently driven and equipped with selectable transverse lock.
Counterweight „c“ transport storage on carrier tail	Support frame for storing counterweight „c“ à 7,000 lb on carrier tail; Required to carry 22,300 lb, 30,400 lb or 33,700 lb counterweight on board.
Wheels 44595 174F	445/95R25 174F (16.00R25); Steel rims 11,00-25/1,7" CR.
Wheels 52580 179E	525/80R25 179E (20.50R25); Steel rims 17,00-25/1,7" CR; Incl. carrier broadening to 9 ft.
Auxiliary heating engine independant carrier 10	Auxiliary, engine independant Diesel heating system with 10 kW heating power; With timer; Switchable between engine block and carrier cab.
Air condition carrier 7	Air condition for carrier cab with 7 kW cooling power.

Crane

Remote control RK S1V	Fully-fledged control of rigging and crantwork via wireless remote control. Heavy lift attachment stage 1; 2-sheave; Dis-/connectable; For total 7 sheaves at boom head and max. capacity of 176,400 lb.
H2X	2. hoist; Spring-loaded multi-disc brake; Resolver (hoist rotation indicator); Incl. quick couplings and transport storage; Self-rigging; Enables 2-hook operation with all extensions.
Counterweight NEG21	Version for countries with special road regulations; Enables self-downrigging < 88,200 lb total weight and axle loads < 26,500 lb; Total 47,200 lb à 7 pieces; Automatic rigging system, expandable to max. 57,500 lb; Individual technical verification required.
Additional counterweight EG	10,600 lb, 2 pieces; For max. 57,500 lb à 8 pieces; Only in combination with counterweight EG21.
Additional counterweight NEG	10,400 lb, 1 piece; For max. 57,500 lb à 8 pieces; Only in combination with counterweight NEG21.
Quick connection HA 2	Hydraulic bolt extractors and hydraulic and electric quick couplings for fast (dis-) assembly; Incl. transport storage for luffing cylinder.
Outrigger load indicator	Displayed in LMI crane cab.
Outrigger basis monitoring	Surveillance of each outrigger beam for visual comparison with the programmed outrigger basis; Displayed in LMI crane cab (Attention – there is no automatic linkage with the LMI system).
Moving out of crane cab	Control of carrier out of crane cab, enables machine moving when rigged, possible even under load.
Auxiliary heating engine independant crane 5	Auxiliary, engine independant Diesel heating system with 5 kW heating power; With timer and remote start; Switchable between engine block and carrier cab.
Air condition crane 7	Air condition in crane cab with 7 kW cooling power.

Extensions


HAV19	32.8 ft / 62.3 ft; Double folding swing-away jib, manual offset 20° / 40°; 1-sheave head; Incl. transport storage; Includes HAV10; Operation with HA or VA.
HAV-HY	Hydraulic, stepless offset 0°-40°, instead of the manual offset; For HAV10, respectively HAV19.
VA8	26.2 ft; Variable telescopic boom extension, manual offset 20° / 40°; Operation with HAV(-HY)19.
MSF2	4.9 ft; Fixed assembly jib, 2-sheave for max. capacity 58,000 lb; Incl. transport storage at boom head.
R1	Swing-away rooster sheave; Incl. transport storage; For single-reeving operation with elevated hook height.

Diverse

Refinery package 2M	Engine emergency stop device, with air shut-off damper, for carrier and crane.
Dolly preparation 4PV	4-point support brackets enable individual positioning of a dolly; Incl. freewheel for slewing gear unit and luffing cylinder, quick couplings for brake air and electrics; Dolly and dollyadapter are not included.
Hook block 100-7-18-D	100-7-18-D (1,650 lb); Hook block with ramshorn hook; white with red signal stripes.
Hook block 80-5-18-D	80-5-18-D (1,430 lb); Hook block with ramshorn hook; white with red signal stripes.
Hook block 80-5-18-E	80-5-18-E (1,430 lb); Hook block with single hook; white with red signal stripes.
Hook block 50-3-18-D	50-3-18-D (1,210 lb); Hook block with ramshorn hook; white with red signal stripes.
Hook block 50-3-18-E	50-3-18-E (1,210 lb); Hook block with single hook; white with red signal stripes.
Hook block 20-1-18-E	20-1-18-E (662 lb); Hook block with single hook; white with red signal stripes.
Hook 8-0-18-E	8-0-18-E (374 lb); Single hook; red.



AC 100/4L



www.terexcranes.com

Effective Date: March 2011.

Product specifications and prices are subject to change without notice or obligation. The photographs and/or drawings in this document are for illustrative purposes only. Refer to the appropriate Operator's Manual for instructions on the proper use of this equipment. Failure to follow the appropriate Operator's Manual when using our equipment or to otherwise act irresponsibly may result in serious injury or death. The only warranty applicable to our equipment is the standard written warranty applicable to the particular product and sale and Terex makes no other warranty, express or implied. Products and services listed may be trademarks, service marks or trade-names of Terex Corporation and/or its subsidiaries in the USA and other countries. All rights are reserved. Terex[®] is a registered trademark of Terex Corporation in the USA and many other countries.

Copyright 2011 Terex Corporation

Terex Cranes, Global Marketing, Dinglerstraße 24, 66482 Zweibrücken, Germany
Tel. +49 (0) 6332 830, Email: info.cranes@terex.com, www.terexcranes.com

Brochure Reference: TC-DS-I-E-AC 100/4L-03/11



TEREX[®]

WORKS FOR YOU.[™]