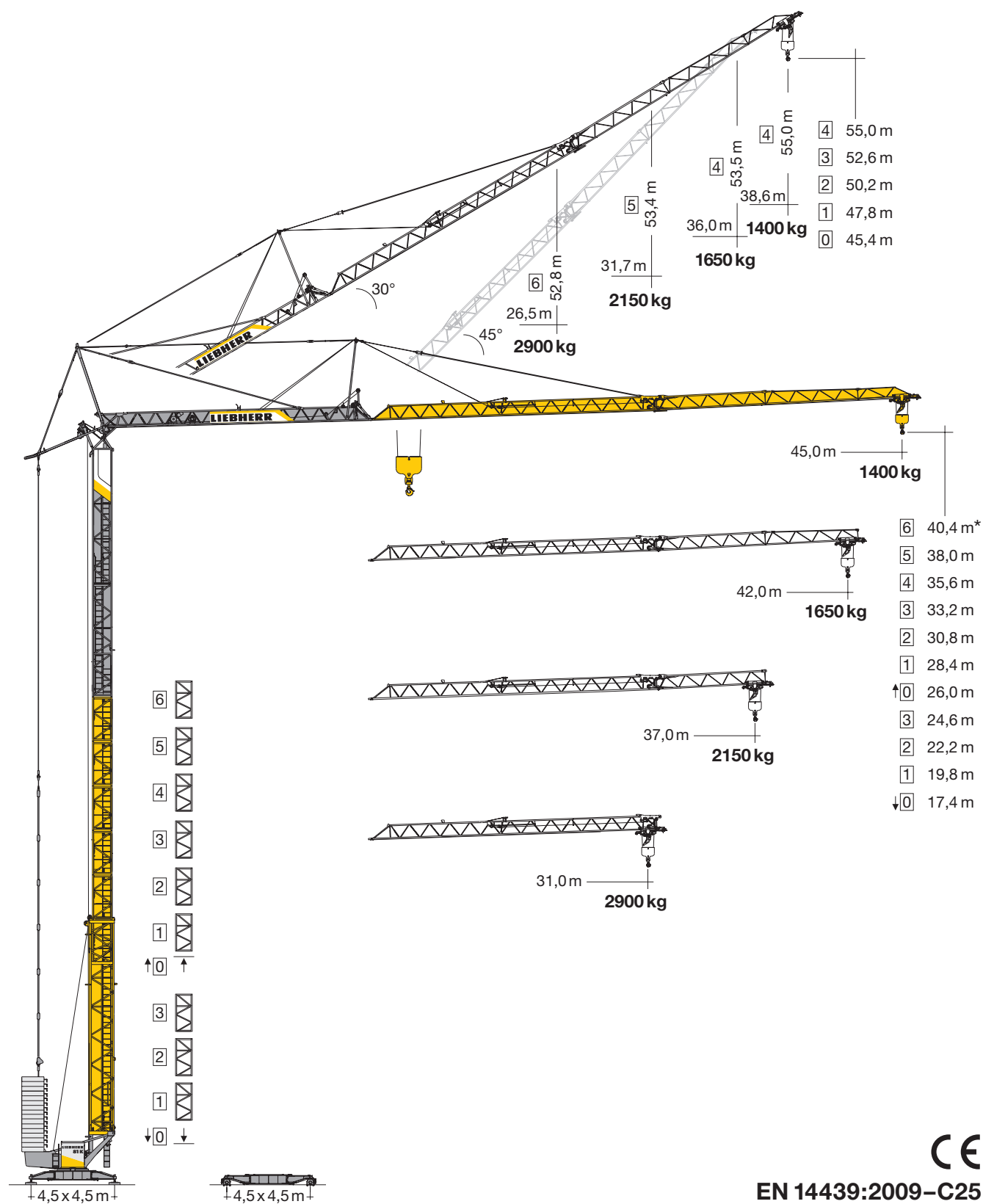




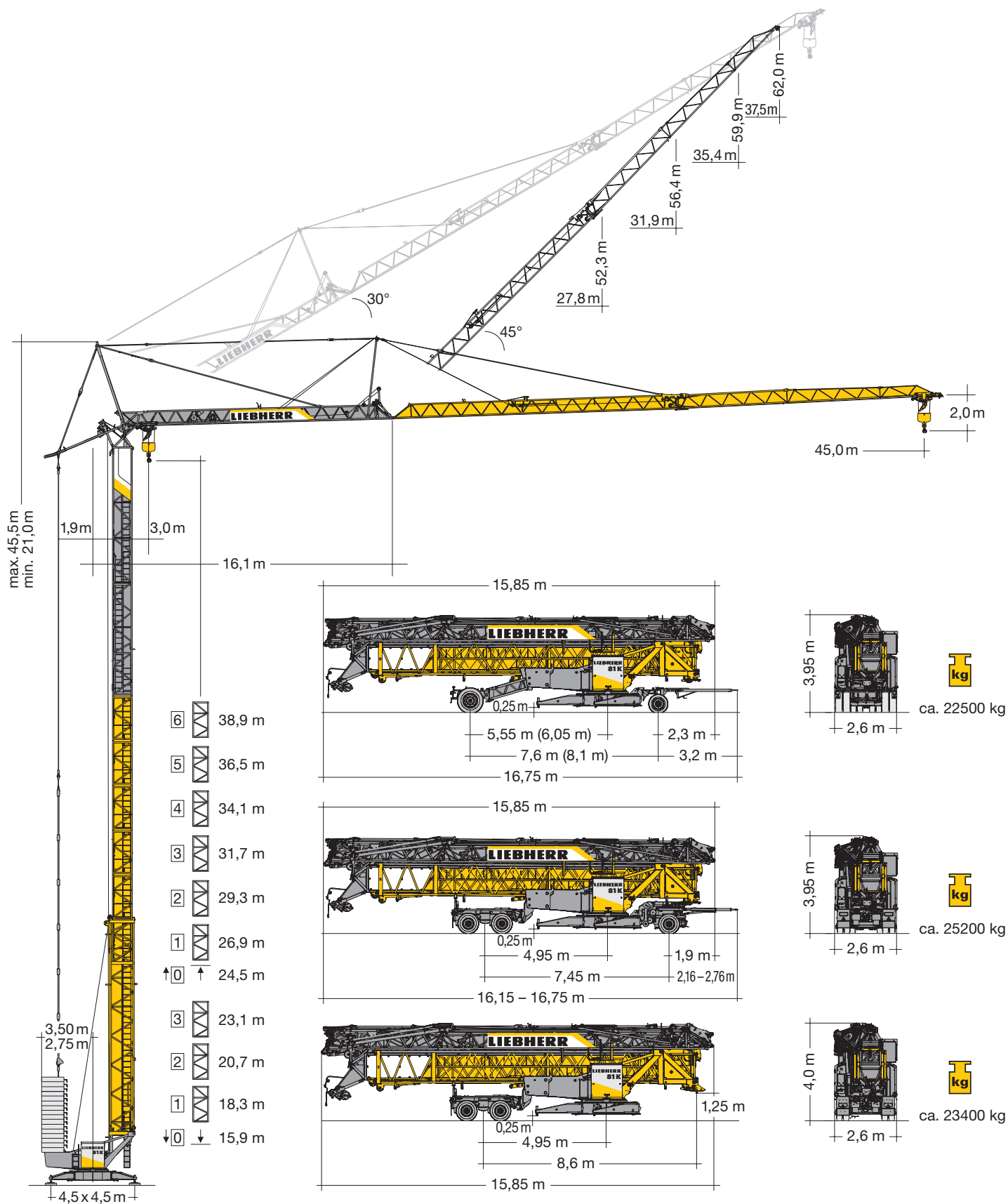
Turmdrehkran 81K

Tower Crane / Grue à tour / Gru a torre / Grúa torre
Guindaste de torre / Башенный поворотный кран



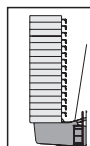
EN 14439:2009-C25

LIEBHERR



Gewicht

Weight / Poids / Peso / Peso / Pesos / Macca



r = 3,50 m 35000 kg
r = 2,75 m 40000 kg




20000 kg


* siehe Betriebsanleitung. / see instruction manual. / voir manuel de service. / vedi manuale d'istruzione. / ver manual de instrucción. / ver manual de instruções. / см. инструкцию по эксплуатации.



Ausladung und Tragfähigkeit

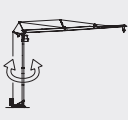
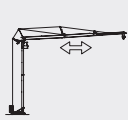

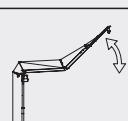
Radius and capacity / Portée et charge / Sbraccio e portata
Alcances y cargas / Alcance e capacidade de carga / Вылет и грузоподъемность

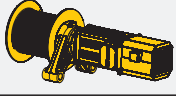
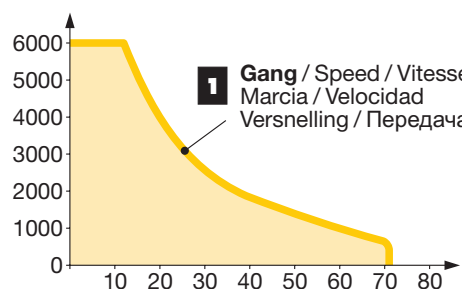
m	m/kg 	m/kg															
		13,0	15,0	18,0	21,0	24,0	27,0	29,0	31,0	33,0	35,0	37,0	39,0	41,0	42,0	44,0	45,0
45,0	3,0 – 13,3 6000	6000	5220	4230	3540	3030	2640	2420	2230	2070	1920	1800	1680	1580	1530	1440	1400
42,0	3,0 – 14,1 6000	6000	5570	4520	3790	3240	2820	2590	2400	2220	2070	1930	1810	1700	1650		
37,0	3,0 – 15,1 6000	6000	6000	4930	4150	3560	3110	2870	2650	2460	2300	2150					
31,0	3,0 – 16,3 6000	6000	6000	5370	4520	3890	3400	3130	2900								


m	m/kg 	Auslegersteilstellung 30° / Elevated jib 30° / Flèche inclinée 30° / Braccio inclinato a 30° Pluma inclinada 30° / Lança inclinada 30° / Положение стрелы под углом 30°															
		12,0	14,0	16,0	18,0	20,0	22,0	25,0	26,5	28,0	30,0	31,7	33,0	35,0	36,0	37,0	38,6
45,0	3,0 – 15,8 3000	3000	3000	2970	2730	2520	2340	2100	2000	1900	1790	1700	1640	1550	1500	1460	1400
42,0	3,0 – 17,7 3000	3000	3000	3000	2960	2740	2540	2290	2180	2080	1960	1860	1790	1700	1650		
37,0	3,0 – 21,2 3000	3000	3000	3000	3000	3000	2910	2630	2510	2400	2260	2150					
31,0	3,0 – 25,3 3000	3000	3000	3000	3000	3000	3000	3000	2900								


Antriebe

Driving units / Mécanismes d'entraînement / Meccanismi / Mecanismos / Mecanismos / Приводы

	U/min. 0 ↔ 0,8 sl./min tr./min	5,0 kW FU
	0 ↔ 60,0 m/min	3,0 kW FU
	0 ↔ 25,0 m/min	2 x 2,2 kW FU
	0 – 45°, 110 sec.	3,0 kW FU

	↔ stufenlos / stepless / régl. continu régl. progressive / sin escalones sem degraus / бесступенчатый kg m/min
15,0 kW FU WIW 210 MZ 404	Gang Speed Vitesse Marcia Velocidad Velocidade Передача 1 6000 0 ↔ 12,0 400 0 ↔ 70,0
	

BGL 	C.0.08.0080
------------------------------------------------------------------------------------------------	-------------

	380 – 500 V	Hz	kVA
87,0 m	4 x 6 mm ²	50/60	21,0 FU

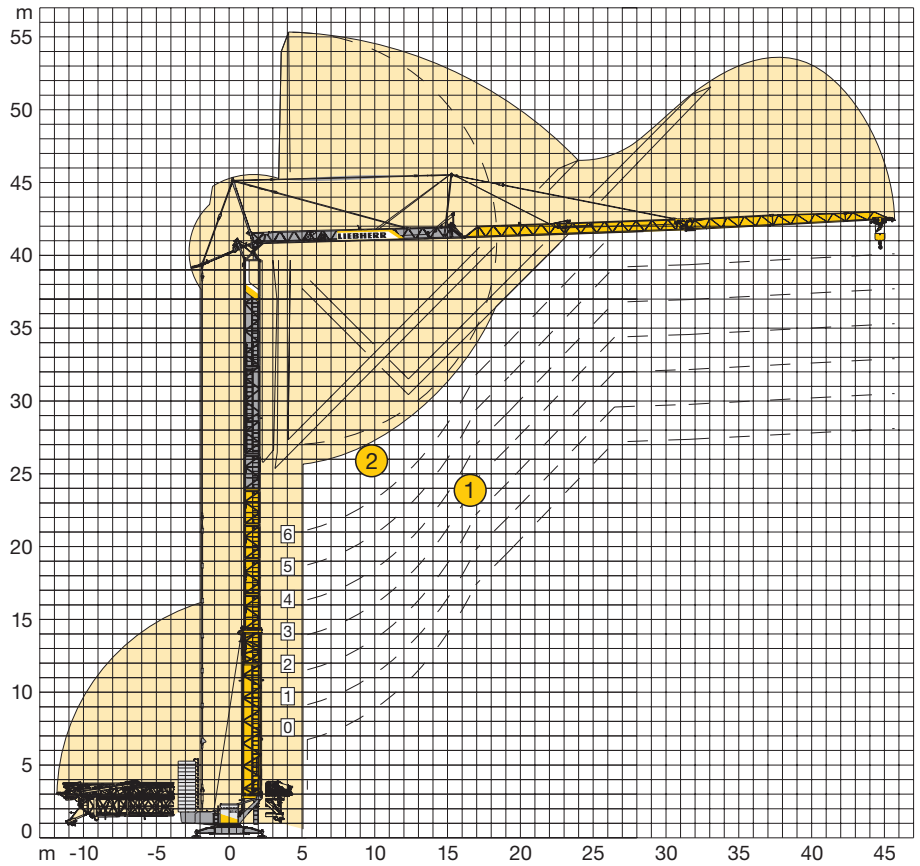


Aufstellvorgang

Erection procedure / Déroulement de montage / Procedimento di montaggio
Procedimiento de montaje / Sistema de montagem / Процесс разворачивания

① **Standard Aufstellkurven von 0 bis 6 Turmstücken** / Standard erecting curves from 0 to 6 tower sections / Courbes de montage standard de 0 à 6 éléments de mât / Curve di montaggio standard con 0 fino a 6 elementi torre / Curvas de montaje estándar (0-6 tramos de torre) / Curvas padrão de montagem de 0 até 6 segmentos de torre / Стандартная монтажная высота с 0-6 башенными секциями

② **Erhöhte Aufstellkurve (+4,5 m) am Beispiel von 6 Turmstücken** / Elevated erecting curve (+4.5 m) using the example of 6 tower sections / Courbe de montage élevée (+4,5 m) en prenant pour exemple 6 éléments de mât / Elevata curva di montaggio (+4,5 m), come per esempio con 6 elementi di torre / Curva de montaje elevada (+4,5 m): ejemplo con 6 tramos / Curva elevada de montagem (+4,5 m) como exemplo para 6 segmentos de torre / Увеличенная монтажная высота (+4,5 м) на примере 6-ти башенных секций



Kolli-Liste

Packing List / Liste de colisage / Lista dei colli
Lista de contenido / Lista de embalagem / Упаковочный лист

Pos. Item	Anz. Qty.	Rep. Qty.	Voce Qta.	Pos. Cant.	Ref. Cant.	Поз. Кол-во		L (m)	B (m)	H (m)	kg		
							Turmstück (ohne/mit Turmauflage*) / Tower section (without/with tower support*) / Élément de mât (sans/avec support de mât*) / Elemento di torre (senza/con pedana di servizio*) / Tramo de torre (sin/con soporte de torre*) / Tramo de torre (sem/com suporte de torre*) / Башенная секция (без/с опорными выступами*)						
1	4							2,50	1,10	1,10	500		
2	2*							2,50	1,10	1,10	600*		
3	1						Ausleger-Verlängerung 31,0 m – 37,0 m / Jib extension / Rallonge de la flèche / Elemento estensione braccio / Prolongación de pluma / Extensão da lança / Удлинение стрелы		6,20	0,87	0,84	320	
4	1						Ausleger-Verlängerung 37,0 m – 42,0 m / Jib extension / Rallonge de la flèche / Elemento estensione braccio / Prolongación de pluma / Extensão da lança / Удлинение стрелы		5,20	0,87	0,76	160	
5	1						Ausleger-Verlängerung 42,0 m – 45,0 m / Jib extension / Rallonge de la flèche / Elemento estensione braccio / Prolongación de pluma / Extensão da lança / Удлинение стрелы		3,10	0,87	0,61	80	
6	1						Transportachse vorne / Road transport axle front / Essieux de transport avant / Asse di trasporto anteriore / Eje delantero para transporte / Eixo de transporte dianteiro / Транспортировочная ось, передняя	Tra 100 KY 6 Tra 100 KY 6 A		3,65 – 4,15	1,45	1,10	920 920
7	1						Transportachse vorne Tra 115 / Road transport axle front / Essieux de transport avant / Asse di trasporto anteriore / Eje delantero para transporte / Eixo de transporte dianteiro / Транспортировочная ось, передняя			3,80	2,50	1,28	1900
8	1						Transportachse hinten / Road transport axle behind / Essieux de transport arrière / Asse di trasporto posteriore / Eje trasero para transporte / Eixo de transporte traseiro / Транспортировочная ось, задняя	Tra 120 GY 1 A Tra 120 GY 1		1,90	2,50	1,05	1100
9	1						Transportachse hinten Tra 204 / Road transport axle behind / Essieux de transport arrière / Asse di trasporto posteriore / Eje trasero para transporte / Eixo de transporte traseiro / Транспортировочная ось, задняя			3,10	2,50	1,10	1900
10	1						Transportachse hinten Tra 203 / Road transport axle behind / Essieux de transport arrière / Asse di trasporto posteriore / Eje trasero para transporte / Eixo de transporte traseiro / Транспортировочная ось, задняя			3,00	2,50	1,20	2500
11	1						Transportachse hinten Tra 205 / Road transport axle behind / Essieux de transport arrière / Asse di trasporto posteriore / Eje trasero para transporte / Eixo de transporte traseiro / Транспортировочная ось, задняя			3,00	2,50	1,20	3000

Konstruktionsänderungen vorbehalten! / Subject to alterations! / Sous réserves de modifications! / Reservato il diritto di modifiche strutturali! / ¡Sujeto a modificaciones! / Salvo modificação da construo! / Права на внесение конструкторских изменений сохраняются!

Sämtliche Angaben erfolgen ohne Gewähr. / This information is supplied without liability. / Ces renseignements sont sans garantie. / Tutte le indicazioni fornite senza garanzia. / Declinamos toda responsabilidad derivada de la información proporcionada. / Declinamos qualquer responsabilidade quanto à informação fornecida. / Все данные указаны без обязательств.

120 P – 5785 • EN 14439:2009 – EN 13001-HC1/S2 • BGL C.0.08.0080 • 02.11 / 7

Printed in Germany.